



YESHWANT MAHAVIDYALAYA, NANDED

Accredited with 'A' Grade by NAAC



STUDENTS' SATISFACTION SURVEY - YMN 2022-23

STUDENTS' SATISFACTION SURVEY 2022-23

INTRODUCTION:

Yeshwant Mahavidyalaya, Nanded has introduced Online Student Feedback System from the academic year 2020-2021. The online feedback is made dynamic and is introduced at end of academic year, in order to be constantly monitoring academic progress of the students, updating the the teaching learning to match the requirements of the market and stakeholders, apprising the teachers about the impression they have on students in respect to their teaching methodology, and personality and so on. The feedback system is dynamic in a sense that the students can provide feedback any time if they wish, however, it is connected to semesters, so that they provide the feedback on each course and on the teacher who taught that course in every semester of their programme in the months in which the teaching is completed before the semester end examinations. Generally, the examinations are held in April/May and November/December, hence the students are required to provide the feedback after the completion of their course.

IQAC felt that instead of taking feedback in traditional way, if it is sought online from every student, then the College might be in a position to truly measure the relevance of its curriculum, efficacy of its teaching learning methodology, and inviting new ideas from its primary stakeholders, that is, students.

For Students Satisfaction survey, regarding Teaching, Learning and Evaluation, a Questionnaire developed by NAAC was shared with the students through email.

OBJECTIVES OF THE SURVEY:

- To find out the satisfactory level of the students with regard to important parameters, i.e. curriculum, teaching- learning, evaluation, student support and progression of the College.

Students' Satisfaction Survey of students in the year 2022-23 was collected with respect to 21 parameters of teaching-learning, evaluation dimensions with some open-ended questions. The responses on a Five Point Scale, with respect to Strongly Agree or Agree/ Excellent or Good together were taken as **satisfaction level** of the students and Strongly disagree/ disagree as to be improved was taken as dissatisfaction of the students with respect to a particular parameter.

The students are asked to give three observations/suggestions to improve the overall teaching-- learning experience in the institution. Analysis was carried out by aggregating the most occurring suggestions in the student responses

SUMMARY OF THE STUDENTS' SATISFACTION SURVEY

In all **4176 responses** were received for Students' Satisfaction Survey, of which 2496 (59.8%) female and 1678 (40.2%) male students have responded belonging to 1244 (29.8%) from Arts (Humanities), 1587 (38%) from Science and 1345 (38.2%) from Commerce. Total 3228 (77.2%) respondents belong to Bachelor's program of studies and 931 (22.3%) belong to Master's programmes.

Category wise responses are as follows

Open-39.7%, SC-24.5%, OBC-16.3%, ST-4.2% and remaining are VJ NT-1,2,3. 98.8% respondents are from Maharashtra State.

Following are the responses received as mentioned.

- **44.2% students respond that, 85-100% syllabus was covered in the class, while 35.6% mention that, 70-84% syllabus was covered.**
- **39.27% respondents opine that, the teachers prepare thoroughly** for the classes, **49.6% say Satisfactorily** for the same. Just 4.4% say that, Teachers prepare poorly for the classes.
- 61.51% say that, the teachers were always effectively able to communicate, 23.6% say that sometimes effective to communicate in class.
- Regarding **teacher's approach to teaching, 44.9% described it as Excellent, 35.2% as very Good, 17.6% as Good.**
- For **Fairness of the internal evaluation process by the teachers, 57.8% say it as Always Fair, 28.3% as usually Fair, 9.9% say it as sometimes unfair!**
- **61.7% say that their performance in assignments was discussed** with them, 25.17% say it as usually and 8.8% comment that occasionally it is done .
- **60.8% respondents agree** that, the institute takes active interest in promoting **internship, student exchange, field visit opportunities** for students regularly, 19.1% say this practice followed as often. 14.6% say it as sometimes.
- According to **40.5% respondents,** the teaching and mentoring process in their institution facilitates them in their **cognitive, social and emotional growth** significantly, 43.5% say it as very well.

- **44.9% strongly agree and 41% agree** that, the institution provides multiple opportunities to learn and grow.
- **59.7% respondents say that, Teachers inform them about their expected competencies, course outcomes** and programme outcomes every time. 26.7% say for it as usually.
- **57.2% respondents say that every time, 28.5% as usually their mentor** does a necessary follow-up with an assigned task to them.
- **60.6% say that, the teachers illustrate the concepts** through examples and applications every time. 25.6% usually follow this practice.
- **55.5% students say that, the teachers identify fully their strengths** and encourage them with providing right level of challenges. 28.6% say it as reasonably.
- **57.7% students say that their teachers always identify their weaknesses** and help them to overcome their weakness, while 25.9% say it as usually.
- Regarding the institution makes effort to engage students in the monitoring, reviewing and continuous quality improvement of the teaching learning process, **47% respondents strongly agree and 39% agree** while 0.9%, 2.8% strongly disagree and disagree respectively.
- For the effective student- centric teaching methodologies, such as experiential learning, participative learning and problem solving methodologies for enhancing learning experiences, **50.8% students mention in its favour upto a greater extent, 34.8% say it is being practiced moderately** and 9.3% say that it is somewhat practiced.
- **48.3% respondents strongly agree regarding** that Teachers encourage students to participate in **extracurricular activities, 36.9% agree** for same whereas 2.5% disagree and 1.1% strongly disagree for it.
- **51.7% of respondents favour that, efforts** are made by the institute/ teachers to **inculcate soft skills, life skills and employability skills** to make students ready for the world of work, upto a greater extent, 33.1% say it upto moderate extent and 10% say it upto somewhat extent..

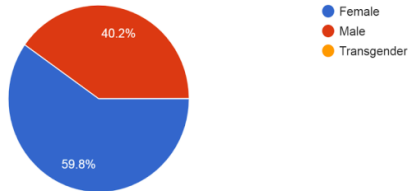
- **40.3% students mention that more than 90% percent of teachers use ICT tools** such as LCD projector, Multimedia, etc. while teaching, 35% mention that 70% to 89% of teachers use such ICT tools. 16.1% say that, 50% to 69% of teachers use it. Just 8.7% say that, less than 50% teachers use ICT tools in their teaching..

- **48.5% strongly agree regarding the overall quality of teaching-learning process in the institute is very good. 37.2% agree while 0.7% strongly disagree, 3.7% disagree for it.**

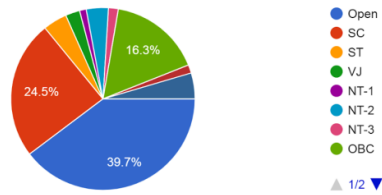
- Following are few observations / suggestions to improve the overall teaching – learning experience in the institution.
 - NET/SET guidance should be provided.
 - Organize classes for competitive exams.
 - Provide more books for competitive exams.
 - Provide Boy's Hostel .
 - Provide uninterrupted wifi.
 - Summer internship programmes.
 - Computer efficiency should be developed.
 - Life skills should be taught.
 - Updated computer labs.
 - More smart class room.
 - Job oriented courses.

GRAPHICAL REPRESENTATION OF RESPONSES

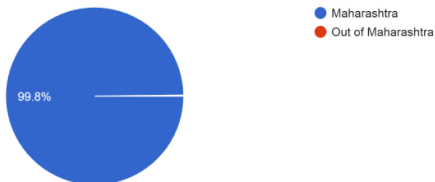
Gender of the student
4,176 responses



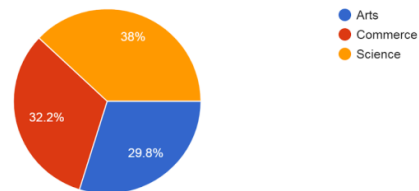
Category
4,176 responses



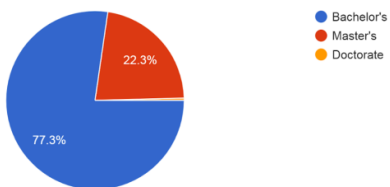
State of Domicile
4,176 responses



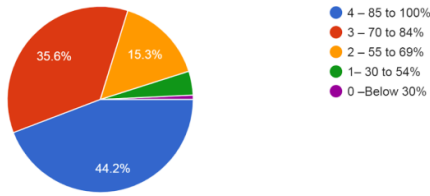
What subject area are you currently pursuing?
4,176 responses



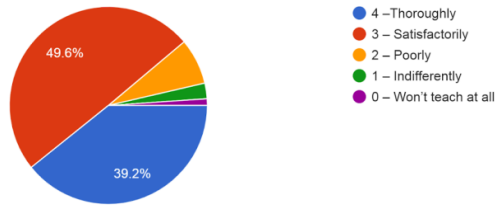
What degree program are you pursuing now?
4,176 responses



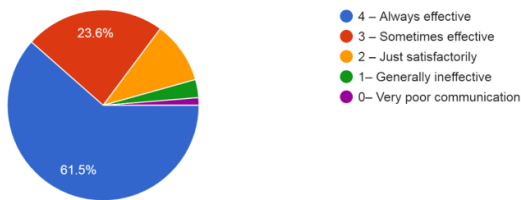
1. How much of the syllabus was covered in the class?
4,176 responses



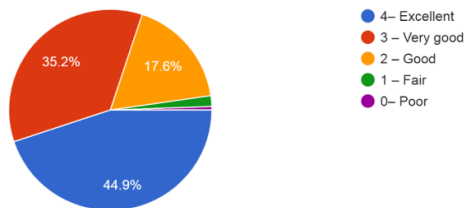
2. How well did the teachers prepare for the classes?
4,176 responses



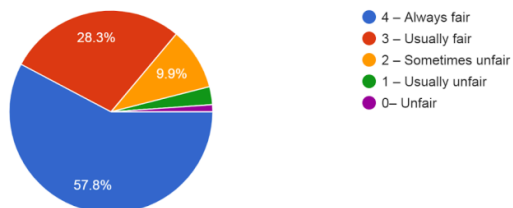
3. How well were the teachers able to communicate?
4,176 responses



4. The teacher's approach to teaching can best be described as ----.
4,176 responses

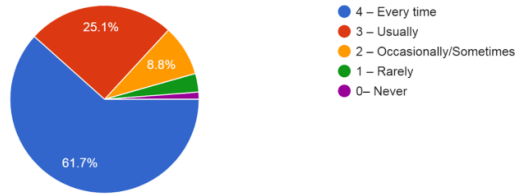


5. Fairness of the internal evaluation process by the teachers.
4,176 responses



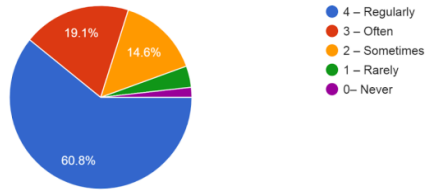
6. Was your performance in assignments discussed with you?

4,176 responses



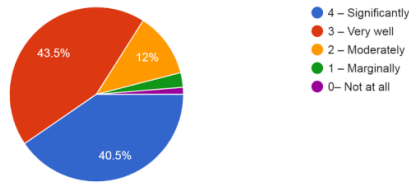
7. The institute takes active interest in promoting internship, student exchange, field visit opportunities for students.

4,176 responses



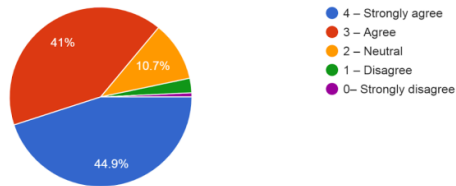
8. The teaching and mentoring process in your institution facilitates you in cognitive, social and emotional growth.

4,176 responses



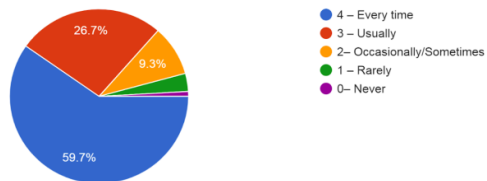
9. The institution provides multiple opportunities to learn and grow.

4,176 responses



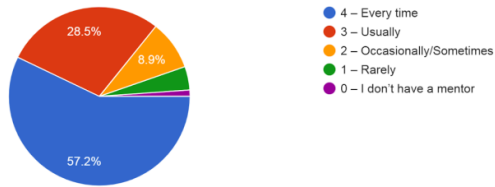
10. Teachers inform you about your expected competencies, course outcomes and programme outcomes

4,176 responses



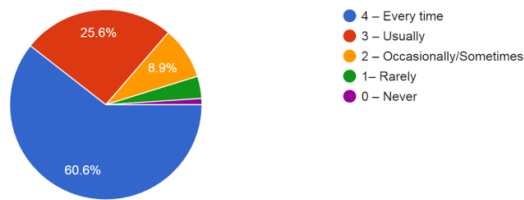
11. Your mentor does a necessary follow-up with an assigned task to you.

4,176 responses



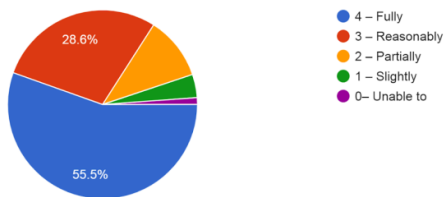
12. The teachers illustrate the concepts through examples and applications.

4,176 responses



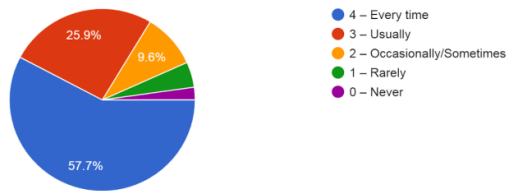
13. The teachers identify your strengths and encourage you with providing right level of challenges.

4,176 responses



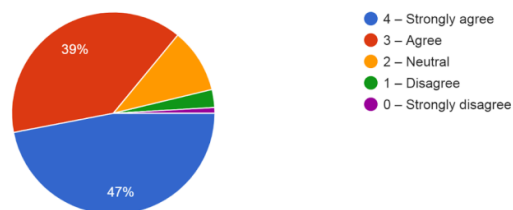
14. Teachers are able to identify your weaknesses and help you to overcome them.

4,176 responses

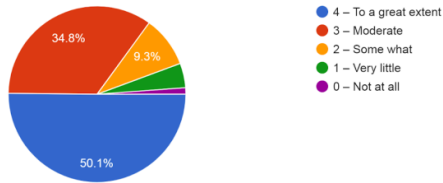


15. The institution makes effort to engage students in the monitoring, review and continuous quality improvement of the teaching learning process.

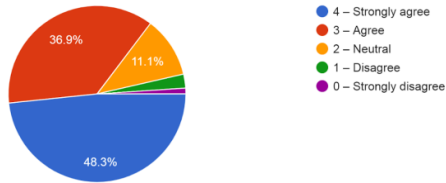
4,176 responses



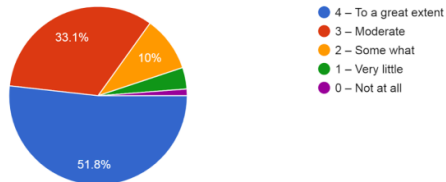
16. The institute/ teachers use student centric methods, such as experiential learning, participative learning and problem solving methodologies for enhancing learning experiences.
4,176 responses



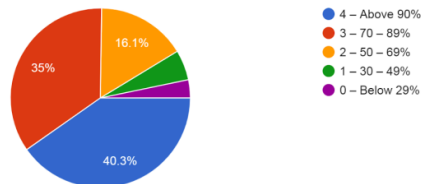
17. Teachers encourage you to participate in extracurricular activities.
4,176 responses



18. Efforts are made by the institute/ teachers to inculcate soft skills, life skills and employability skills to make you ready for the world of work.
4,176 responses



19. What percentage of teachers use ICT tools such as LCD projector, Multimedia, etc. while teaching.
4,176 responses



20. The overall quality of teaching-learning process in your institute is very good.
4,176 responses

