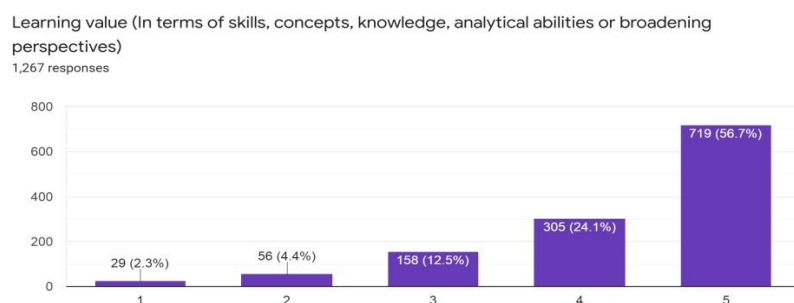


## Students' Feedback Report – 2021-22

The institute feels that, students can become more responsible and sincere and develop a sense of belonging to the organization if they are given a chance to directly participate in the process. It also feels that students' response would help the institute in general and the teaching faculty in particular in understanding their aspirations, requirements, keeping the academic programs, the courses and course contents up to the mark and also fulfilling their learning-teaching demands. Therefore it has been using a Feedback system to collect the students' aspirations, constructive reactions /suggestions on courses, course contents and handling of the courses as well as infrastructure facilities available for them. This was done through academic year end online feedback collected through Google Forms.

Total 1267 students have submitted their responses regarding course of study, teaching-learning- evaluation system, infrastructure facilities available. 89.4% Undergraduate and 11.6% Post Graduate students have responded of which 15% BA, 30.3% BSc and 44.1 % are BCom students.

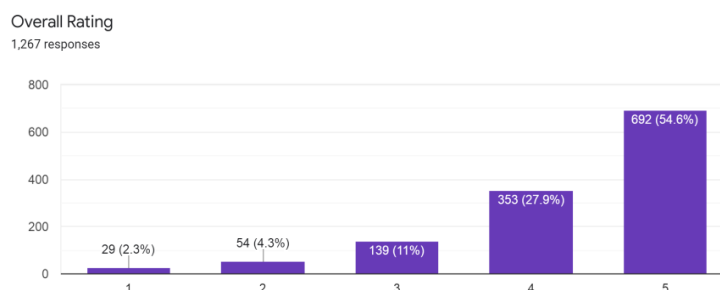
**About the Course of their Studies:** While rating the course, in terms of skills, concepts & knowledge, **56.7%** of the students have rated the course of their study as **Extremely Good**, while 24.1% respondents rated it as Good.



About the applicability, relevance of the course to real life situations, **46.2%** of students grade the course as **Extremely Good** and **30.4%** as **very Good**. **49.7%** admire the depth of course content too. Relevance or the learning value of Project Report is also expressed as **Extremely Good by 53% respondents**.

**About the syllabus:** 53.9% consider it as highly relevant, responding for benefits from the course, 48.1% consider highly relevant, 28.6% consider it as relevant while just 3.1% of the respondents submit that it was completely irrelevant.

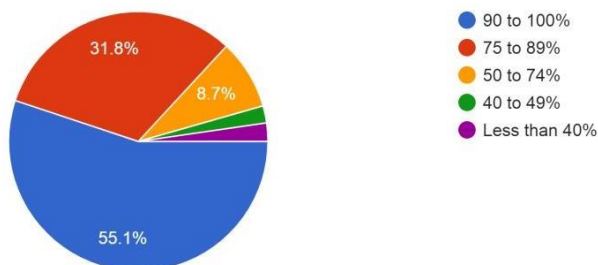
About overall rating of Course of their studies, 54.6% give it the Extremely Good rating, and 27.9% rate it as Good.



**About completion of syllabus**, 55.1% agree that 90-100% syllabus was finished. 31.8% say that, 75-89% syllabus was finished.

How much of the syllabus was taught in the class ?

1,267 responses



53.9% agree that syllabus was highly relevant. 48.1% strongly agree for benefitting from the course of their study. 44.3% respondent accept as excellent for library holding of the course, 28.9% consider as adequate. 42.7% agree as **Very Good** for they got prescribed readings. 32.7% rate as good for the same.

**For the internal evaluation system** 46.6% say it as **Very Good**, 31.3% as Good. Total 44.5% opine that, Internal Assessment Should have 100% weightage for the total course, while 36.9% favour its weightage should be 75% & 11.8% say its weightage should be 50%.

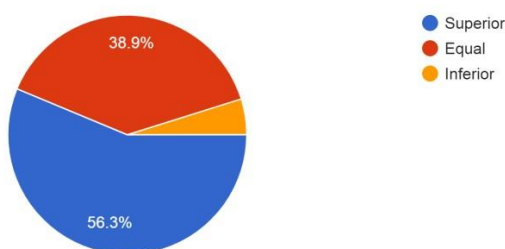
Regarding the Internal Assessment 46.6% agree that, it help highly for understanding the course. 34.1% appreciably favours the same & 13.4% moderately favour it. While responding how the internal assessment help in early finding of difficulties, 31.6% respondents highly agree with it, 33% appreciably favours and 25.4% moderately agree for it. Whether Internal Assessment help to interact with the teacher, 47% favour it highly. 31.6% appreciate & 14.5% moderately agree for it.

How the Internal Assessment develop the habit of regular work & study, 53.8% highly grade it. 27.8% appreciate for it. 51.1% of the respondents highly favour that the Internal Assessment helps for Continuous Self Assessment. 30.4% appreciate & 12.4% moderately favour for it.

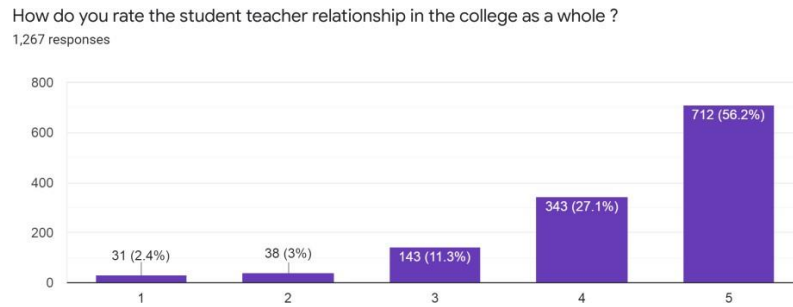
**Program of Study:** 56.3% respondents consider their programe of study at YMN is superior as compared to their peer learners at other colleges. 38.9% consider it similar with other college.

When you meet students who have taken a similar programme at other college do you feel that your program is

1,260 responses



**Regarding student Teacher relationship** in general & at departmental level, 56.2% say that, it is very good, 27.1% consider it as Good. Just 11.3% consider it as satisfactory.

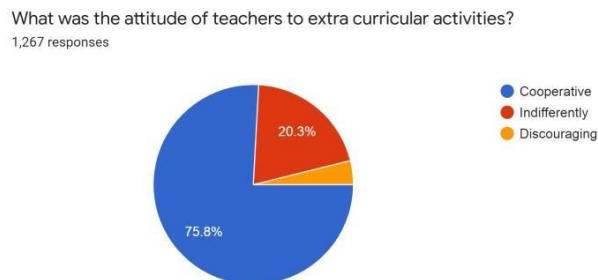


51.7% respondents find college administrative staff as Very Helpful, 28.4% as helpful.

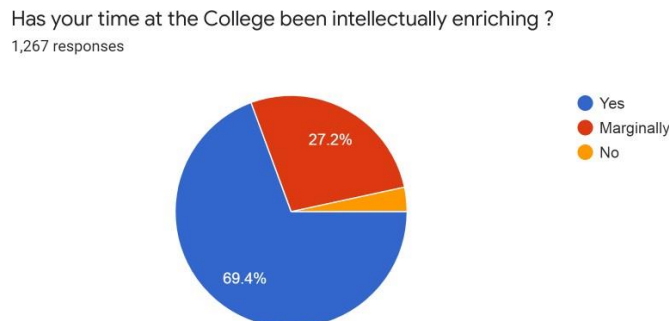
**For Hostel Facilities**, 40.1% say it as Very Good. 26.4% say it as Good, 19.7% express as satisfactory.

**For health care facilities**, 40.9% say as Very Good, 29.9% Good, 17.6% as Satisfactory.

**Extracurricular activities:** 37% of respondents participate very often in extracurricular activities. 27.5% often, 18.5% some times. 75.8% respondents found attitude of teachers for extra curricular activities as co-operative.

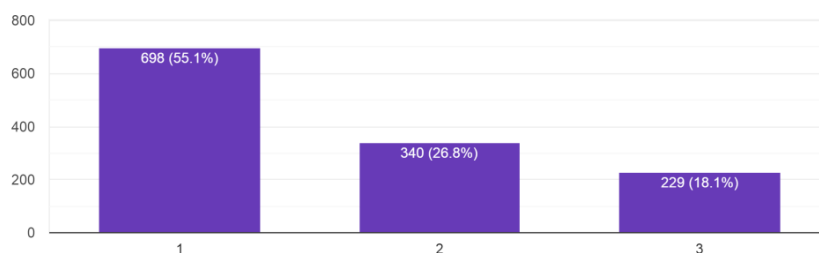


69.4% respondents consider the time spent at college is helpful in intellectual enrichment.



55.1% respondents feel proud to be *Yeshwantians*.

After leaving the college how will you talk about it ?  
1,267 responses



**Under overall rating of the programme of the study**, 56.4% respondents found academic content to be Very Good. 25.6% found it as Good. 48.2% experience in evaluation as Very Good & 30.8% as Good.

**Regarding interaction with faculty**, 52.6% feel it as Very Good, 26.7% as Good.

For interaction with administrative persons, 49.7% express it as Very Good. 26.2% as Good. % say that library facilities are Very Good. 24.2% say it as Good.

For **Computer facilities** 44.8% mention it as Very Good. 23.6% say as Good. 18.3% give it as Average.

For **recreational facilities**, 41.7% say it as Very Good, 29% as Good, 19.4% as Average.

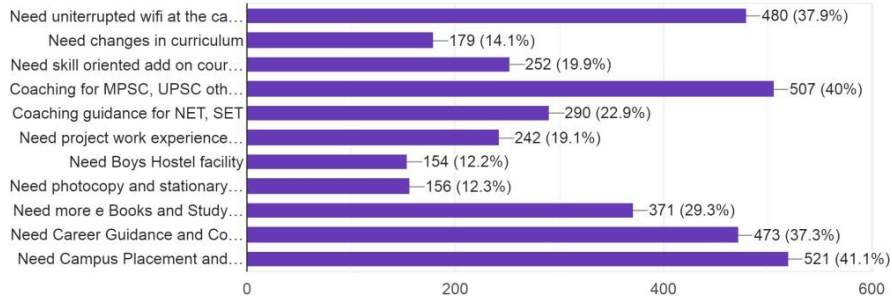
For **Extra Curricular activities**, 49% say it Very Good, 26.3% as Good , 17% respondents give it average grade.

#### **While expressing specific suggestions.....**

- 41% respondents have expected need of campus placements & job fairs at campus.
- 40% have demanded for MPSC, UPSC other competitive Exams coaching facility.
- 37.9% have expressed need of uninterrupted wifi at the campus.
- 37.3% have demanded for career guidance & counseling services.
- 29.3% need more e-books and study material.
- 22.8% need NET/SET coaching guidance.
- 19.8% need skill oriented-Add on courses.
- 19.1 need project work experience during the their studies.
- 14.2% suggest changes in curriculum.
- 12.3% suggest need for photocopies and stationary at concessional rates.
- 12.2% respondents demand for Boy's hostel facility at the campus.

### Your specific Suggestions

1,267 responses



Under specific suggestions, changes in college timings, need of shade/tree plantation at Boys' open Space Area, Admission process should be single window, are few distinct suggestions mentioned.