



# YESHWANT MAHAVIDYALAYA, NANDED

Accredited with 'A' Grade by NAAC



**FEEDBACK SURVEY - YMN**

**2023-24**

## **FEEDBACK SURVEY 2023-24**

### **INTRODUCTION:**

Yeshwant Mahavidyalaya, Nanded has introduced Online Feedback System from the academic year 2020-2021. The online feedback is made dynamic and is introduced at the end of academic year, in order to constantly monitor the academic progress of the students, updating the the teaching-learning to match the requirements of the market and stakeholders, apprising the teachers about the impression they have on students in respect to their teaching methodology, and personality and so on. The feedback system is dynamic in a sense that the students can provide feedback any time if they wish, however, it is connected to semesters, so that they provide the feedback on each course and on the teacher who taught that course in every semester of their programme in the months in which the teaching is completed before the semester end examinations.

IQAC felt that instead of taking feedback in traditional way, if it is sought online from every student, then the College might be in a position to truly measure the relevance of its curriculum, efficacy of its teaching learning methodology, and inviting new ideas from its primary stakeholders, that is, students.

Through the Feedback activity, student participation may include helping them to understand their role in quality assurance of the college; to participate actively in the development and maintenance of quality provision of higher education and to be active players in creating an environment conducive to innovations and initiatives for an enriched campus life and development of Quality Culture within the institution.

In order to promote student participation in assuring and promoting the Quality, following different Feedback were collected.

- Students Feedback regarding TLE and infrastructure
- Students Feedback for Faculty
- Parents Feedback
- Alumni Feedback
- Feedback by the Faculty
- Mechanism for follow-up action on all these feedbacks.

For Feedback survey, regarding Teaching, Learning Evaluation, Infrastructure and practices, a Questionnaire developed by NAAC was shared with the students through WhatsApp Groups.

## **OBJECTIVES OF THE FEEDBACK SURVEY:**

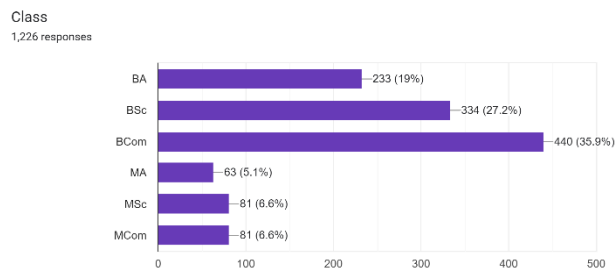
- To find out the satisfactory level of the students with regard to important parameters, i.e. curriculum, teaching- learning, evaluation, student support and progression of the College.
- **Quality Improvement:** Obtaining feedback helps the college identify areas of improvement in its academic programs, campus facilities, teaching methods, and overall student experience.
- **Accountability:** Feedback surveys hold the college accountable to its stakeholders by allowing them to voice their opinions and concerns.
- **Understanding Stakeholder Needs:** Feedback surveys help the college understand the needs and preferences of its students, parents, alumni, and faculty members, enabling them to make informed decisions.
- **Enhancing Communication:** Surveys facilitate communication between the college administration and stakeholders, fostering a culture of transparency and trust.
- **Assessing Satisfaction:** Surveys help measure the satisfaction levels of students, parents, alumni, and faculty members, which can be used to gauge overall performance and make necessary improvements.
- **Identifying Successes:** Feedback surveys can highlight areas where the college is excelling, allowing them to leverage those strengths and showcase them to prospective students and other stakeholders.
- **Engagement and Involvement:** Conducting surveys demonstrates that the college values the opinions of its stakeholders and encourages active participation in shaping the college's future.

By analyzing the feedback collected from these surveys, college can make data-driven decisions to improve overall satisfaction, retention rates, and educational outcomes for all stakeholders involved.

# Students' Feedback Report -2023-24

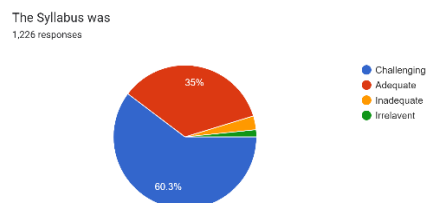
The institute feels that, students can become more responsible and sincere and develop a sense of belonging to the organization if they are given a chance to directly participate in the process. It also feels that students' response would help the institute in general and the teaching faculty in particular in understanding their aspirations, requirements, keeping the academic programs, the courses and course contents up to the mark and also fulfilling their learning-teaching demands. Therefore it has been using a Feedback system to collect the students' aspirations, constructive reactions /suggestions on courses, course contents and handling of the courses as well as infrastructure facilities available for them. This was done through academic year end online feedback collected through Google Forms.

Total **1226** students have submitted their responses regarding course of study, teaching-learning- evaluation system, infrastructure facilities available. Out of the students who have responded 19% BA, 27.2% BSc and 35.9 % are BCom students. While 5.1% MA, 6.6% MSc and 6.6% are MCom students.

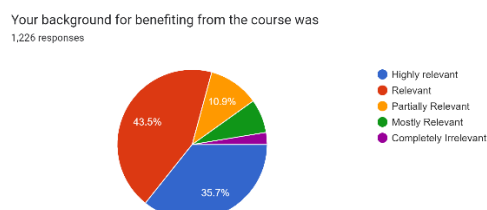


## About the Course of their Studies:

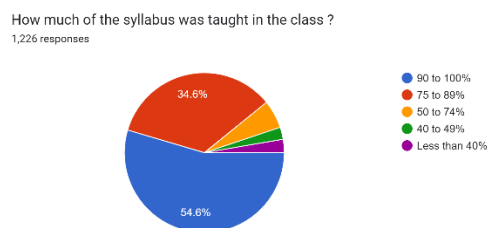
60.3% respondents say that the Syllabus was Challenging.



35.7% respondents say that, their background for benefiting from the course was highly relevant.



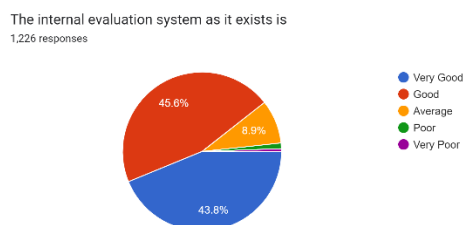
**About the completion of the syllabus**, 54.6% say that 90-100% syllabus was completed, 34.6% say that 75-89% syllabus was completed.



Expressing the opinion about the library holdings of the course, 56.5% say it as excellent, 32.8% as adequate.

44.4% respondents say that they were able to get the prescribed readings in a very good manner, 44.8% say it as good.

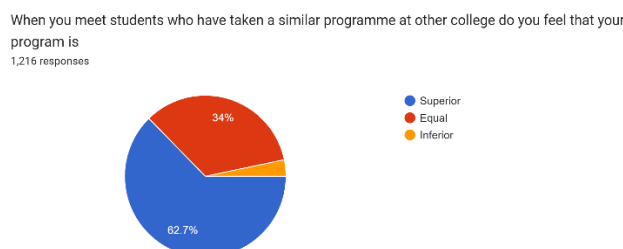
**The internal evaluation system** as it exists is very good for 43.8% respondents, it is good for 45.6% respondents.



46% respondents opine that 100% should be the the total weighate of a course on the basis of the internal assessment. 40.5% respondents say that, it should be 75%.

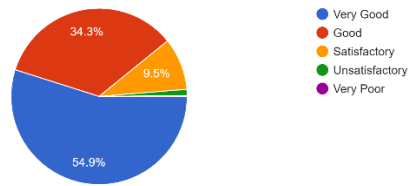
While responding for the Internal Assessment, 44.9% say it as highly beneficial for understanding the course, 31.9% say that it help in Early discovery of difficulties, 46.6% say that it highly help for Interaction with the teacher and regarding the Regular work, 51% say it as highly beneficial. 46.4% respondents experience Internal assessment to be highly helpful for continuous self assessment.

62.7% respondents say that when they meet students who have taken a similar program at othercollege, they feel that their program is Superior, while 34% feel it as similar.



54.9% rate the student- teacher relationship in the college as very good and 34.3% as good.

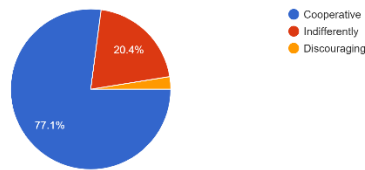
How do you rate the student teacher relationship in the college as a whole ?  
1,226 responses



51.4% rate the student teacher -relationship in their department as very good. 43.8% respondents find the college's administrative officers as very helpful, 45.6% as helpful. While rating for hostel facilities, 26.3% rate as very good, 33.8% as good. Regarding the healthcare facilities, 32.5% say it as very good, 44.6% as good.

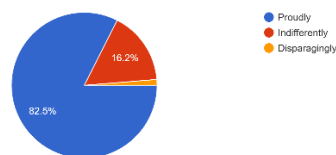
31.9% participate very often and 26.6% often in the extra curricular activities of the college. While responding for attitude of teachers towards extra- curricular activities, 77.1% say it as very cooperative.

What was the attitude of teachers to extra curricular activities?  
1,226 responses



71.7% respondents say positive regarding their time at the College been intellectually enriching. 82.5% respondents feel proud about the college after leaving.

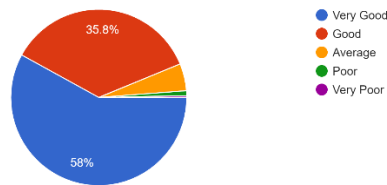
After leaving the college how will you talk about it ?  
1,226 responses



### About overall Rating of the Program

Under overall rating of the programme of the study, 58.0% respondents found academic content to be Very Good. 35.8% found it as Good. 44.0% experience fairness in evaluation as Very Good & 44.9% as Good.

Academic Content  
1,226 responses



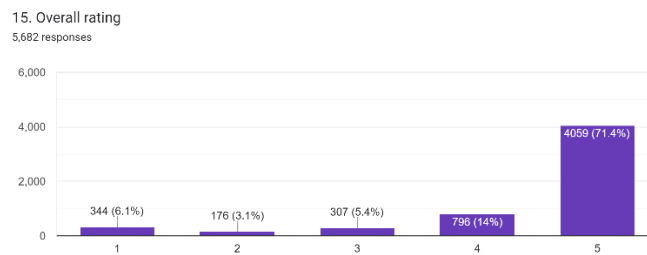
**Regarding interaction with faculty**, 45.8% feel it as Very Good, 43.4% as Good.  
For interaction with administrative persons, 39.8% express it as Very Good. 44.9% as Good.  
For Library Facilities, 42% express it as Very Good. 40.3% as Good.  
For **Computer facilities** 38.3% mention it as Very Good. 40.8% say as Good.  
Regarding Hostel Facilities, 25.2% mention it as Very Good. 30.4% say as Good.  
For **recreational facilities**, 25.2% say it as Very Good, 45.4% as Good.  
For **Extra Curricular activities**, 42.9% say it Very Good, 44.5% as Good.

## Students' Feedback for Teachers' 2023-24

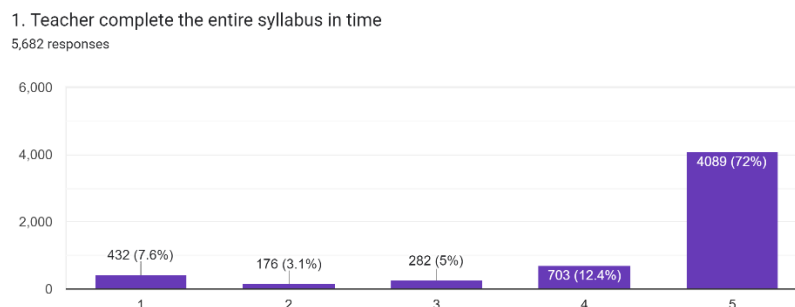
The feedback for faculty members was collected covering the following skills/knowledge criteria.

1. Knowledge base
2. Communication skills
3. Sincerity / commitment
4. Interest generated by Teacher
5. Ability to integrate course material with environment.
6. Ability to integrate course content with other courses
7. Accessibility of Teacher
8. Ability to design Quizzes, Tests, Assignment, Projects.
9. Provision of sufficient time for feedback.
10. Overall rating.

For which total **5682** responses received collectively for all Subject Teachers, out of which **4059 i.e. 71.4% have rated overall as Strongly Agree, 796 (14%) rated Agree, 307 (3.1%) as satisfactory and 344 (6.1%) reported strongly disagree** regarding following aspects of their Teachers.



72% students strongly Agree and 12.4% Agree regarding their Teachers complete the entire syllabus in time.



69.9% strongly Agree and 14.4% agree that Teacher discuss topics and interact in the class.

69% strongly Agree and 15% agree for Teachers communicate clearly and inspire them by their teaching.

69.4% strongly agree & 14.9% agree that Teachers are punctual in the class.



71.3% strongly Agree and 13.6% agree that Teachers come well prepared.

69.8% strongly Agree that Teachers encourage participation and discussion in class.

67.3% strongly Agree and 15.7% agree that Teachers use modern teaching aids, handouts, suitable reference, ppt, web-resources etc.

71% strongly Agree and 13.5% agree for Teachers' attitude towards students is friendly & helpful.

70.7% strongly Agree and 14.1% agree that Teachers are available and accessible in the Department.

68.6% strongly Agree & 15% agree that the evaluation process is fair and unbiased.

70.4% strongly Agree and 14.5% agree that Regular and timely feedback is given on their performance.

71.1% strongly Agree and 14% agree Periodical assessments (Unit Test, Seminar, Projects etc) are conducted as per schedule

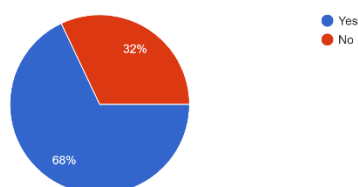
69.1% strongly Agree and 15.6% agree that Teacher integrate content with other course and modern issues.

70.2% strongly Agree and 14.3% agree that they have learnt and understood the subject in their course of study.

### **Regarding suggestions, respondents have mentioned as below.**

68% respondents need more subject reading material in e-content form.

1. You need more subject reading material in e-content form.  
5,682 responses



65.3% need more video lectures, weblinks for course material.

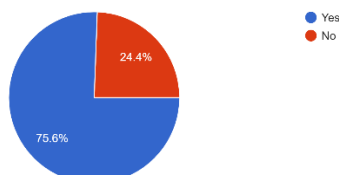
68.2% need more subject guidance. 82.8% need guidance for higher studies in subject.

74.1% need inter connectivity between subject of the study and its application.

73.4% need integrity of subject with other discipline of knowledge.

75.6% need work experience, internship in the subject of the study.

7. You need work experience, intership in the subject of the study.  
5,682 responses



**Among some specific suggestions or expectations, the students have mentioned as** .....syllabus should be updated regularly, Provide boys hostel facility, Classes should be in smart classroom, Make benches comfortable, Need guidance for MPSC study, Placement for student through college. Please improve hygiene services for girls In the lavatory. Please guide us about career opportunities in new areas. Add Credit courses, Guidance for skill development... Special guidance lecture on higher studies, Should provide Wi-Fi, We need more break time, Visit any industry, Need work experience, Available news paper in reading lab, Strong net connection, Need practical activities in music department,

Following are the responses by the students for individual subject wise teachers.

### **Department of Physics :**

Mr.G.S.Duthade :-

56 responses received, with 4.29 average score with Strongly agree for overall ratings.

Dr.P.R.Mirkute :-

53 responses received, with 4.43 average score with Strongly agree for overall ratings in domains of knowledge/skills of teaching.

Dr A R Gurkhude; 22 responses received, with 4.23average score with Strongly agree for overall ratings.

Mr N L Ingle: 27responses received, with 4.60 average score with Strongly agree for overall ratings.

Dr P R Chikte: 22responses received, with 4.36 average score with Strongly agree for overall ratings in domains of knowledge/skills of teaching.

Mr S M Delmade: 23 responses received, with 4.30 average score with Strongly agree for overall ratings.

### **Department of Chemistry :**

Dr.M.R.Kalambkar :-

25 responses received, with 4.88 average score with Strongly agree for overall ratings.

Dr.M.A.Baseer :

37responses received, with 4.54 average score with Strongly agree for overall ratings.

Dr.S.P.Vartale:-

42 responses received, with 4.86 average score with Strongly agree for overall ratings.

Dr.S.B.Junne :-

47responses received, with 4.53 average score with Strongly agree for overall ratings.

Dr K L Kendre:

50responses received, with 4.26 average score with Strongly agree for overall ratings.

Dr. V.N.Bhosale :-

51 responses received, with 4.39 average score with Strongly agree for overall ratings.

Dr.S.B.Sirsat :-

71 responses received, with 4.23 average score with Strongly agree for overall ratings.

Dr.S.V.Khanosle :-

70 responses received, with 4.49 average score with Strongly agree for overall ratings.

Dr D S Kawale:

30 responses received, with 4.9 average score with Strongly agree for overall ratings.

Mr S B Raut:

74 responses received, with 4.55 average score with Strongly agree for overall ratings.

Mr S S Mawaskar:

43 responses received, with 4.42 average score with Strongly agree for overall ratings.

### **Department of Botany :**

Dr.S.S.Bodke :-

42 responses received, with 4.67 average score with Strongly agree for overall ratings.

Dr.M.M.V.Baig :

62 responses received, with 4.29 average score with Strongly agree for overall ratings.

Dr.S.M.Telang :-

38 responses received, 4.79 with Strongly agree for comments in all domains.

Dr.R.G.Chillawar :-

59 responses received, 4.29 with Strongly agree for ratings in all domains.

Dr S L Shinde :

32 responses received, with 4.9 average score with Strongly agree for overall ratings.

Dr S B Wankhede:

68 responses received, with 4.78 average score with Strongly agree for overall ratings.

**Department of Horticulture :**

Dr.S.A.Patil :-

40 responses received, 4.33 with Strongly agree for overall ratings in all domains asked.

Dr. Mrs. A. V. Jadhav :

27 responses received, 3.85 Strongly agree for overall ratings in all domains.

**Department of Zoology :**

Dr.S.S.Nanware :-

26 responses received, 4.35 with Strongly agree or Agree for overall ratings in all domains of knowledge skills and teaching.

Dr.H.L.Tamloorkar :

25 response received, 4.21 with Strongly agree for overall ratings in all domains.

Dr.D.B.Bhure :-

50 responses received, 4.64 average score for Strongly agree for comments in all domains of knowledge and teaching skill.

Dr.M.S.Kadam :-

22 responses received, 4.59with very good / good overall ratings in all domains.

Dr.N.R.Jaiswal :-

22 responses received, 4.8 with Strongly agree for overall ratings in all domains.

Dr.B.Balajirao :-

14 responses received, almost 4.25 Strongly agree or Agree for overall ratings in all domains.

Dr D V Totawar:

19 responses received, with 4.58 average score with Strongly agree for overall ratings.

Dr N B Gavhane:

39 responses received, with 4.9 average score with Strongly agree for overall ratings.

**Department of Dairy Science :**

Dr.R.S.Sonwane :

7 responses received, with 4.29 Strongly agree for overall ratings in all domains.

### **Department of Electronics :**

Dr.Y.T.Nakate :-

34 responses received, 4.82 Strongly agree for overall ratings in all domains asked.  
Mr S S Rathod: 34 responses received, with 4.85 average score with Strongly agree for overall ratings.

### **Department of Microbiology :**

Dr.S.M.More :-

26 responses received, 4.85 with Strongly agree for overall ratings in all domains asked.

Dr. A. V. Girde: 22 responses received, 4.14 Strongly agree for overall ratings in all domains asked

### **Department of Mathematics & Statistics :**

Dr.V.C.Borkar :-

43 responses received, 4.70 with Strongly agree for overall ratings in all domains asked.

Dr.N.A.Pande :

44 responses received, 4.86 with Strongly agree or Agree for overall ratings in all domains of teaching skills and knowledge.

### **Department of Environmental Science :**

Dr.Shoukat Sabry :-

28 responses received, 4.5 Strongly agree for overall ratings in all domains asked.

Dr.N.R.Cholkar :

15 responses received, 3.93 with Strongly agree for overall ratings in all domains.

### **Department of Computer Science :**

**Dr S G Jadhav** 79 responses received, 4.82 with Strongly agree for overall ratings in all domains asked

Dr P B Tamsekar:

82responses received, 4.79 with Strongly agree for overall ratings in all domains asked.

**Department of Commerce & Management :**

Dr.H.S.Patange :-

237responses received, with 4.07 average score with Strongly agree for overall ratings.

B P Suvarnkar: 138 responses received, 4.3 with Strongly agree for overall ratings in all domains asked.

P P Sisodiya: 161 responses received, with 4.12 average score with Strongly agree for overall ratings.

Mr. Md. Aamer: 145 responses received, 4.18 Strongly agree for overall ratings in all domains asked.

Mr. A. U. Jadhav: 125 responses received, 4.2 with Strongly agree for overall ratings in all domains asked

**Department of English :**

Dr.A.R.Tengse :-

33 responses received, 4.33 with Strongly agree for overall ratings in all domains asked.

Dr.L.V.Padmarani Rao :

51 responses received, 4.80 with Strongly agree for overall ratings in all domains of teaching skills and knowledge.

**Department of Marathi :**

Dr.S.W. Jagtap :-

14 responses received, 4.4 with Strongly agree for overall ratings in all domains asked.

Dr.V.R.Deshmukh :

89 responses received, with 4.62 Strongly agree for overall ratings in all domains of teaching skills and knowledge.

Dr S A Suryawanshi : 108 responses received, with 4.35 average score with Strongly agree for overall ratings.

**Department of Hindi :**

Dr.S G Sahu :-

18 responses received, 4.17 with Strongly agree for overall ratings in all domains asked.

Dr Sandip Paikrao: 30 responses received, 4.07 all with Strongly agree or Agree for overall ratings in all domains asked

**Department of Urdu :**

Dr.S.M.Durrani :-

39 responses received, 4.42 with Strongly agree for overall ratings in all domains asked.

**Department of History :**

Dr.S.S.Shinde :

37 responses received, 4.49 with Strongly agree for overall ratings in all domains of teaching skills and knowledge.

Dr. S. C. Bokade: 25 responses received, 4.56 with Strongly agree for overall ratings in all domains asked.

Dr Bindge S. : 25 responses received, with 4.56 average score with Strongly agree for overall ratings.

Dr R G Bhopale: 89responses received, with 4.42average score with Strongly agree for overall ratings.

**Department of Economics :**

Dr.P.R.Muthe :-

39 responses received, 4.49 Strongly agree for overall ratings in all domains asked.

Dr.D.A.Pupalwad :

41 responses received, 4.39 Strongly agree for overall ratings in all domains of teaching skills and knowledge.

Dr. D D Bhosle: 54 responses received, 4.19 with Strongly agree for overall ratings in all domains asked

**Department of Sociology :**

Dr.B.M.Kamble :-

36 responses received, 4.03 with Strongly agree for overall ratings in all domains asked.

Dr.B.R.Bhosle :

34 responses received, with 4.12 Strongly agree for overall ratings in all domains of teaching skills and knowledge.

**Department of Political Science :**

Dr.A.V.Gavane :-

125 responses received, all with 4.83 Strongly agree for overall ratings in all domains asked.

Dr.K.G.Sonkamble :

177 responses received, 4.63 with Strongly agree for overall ratings in all domains of teaching skills and knowledge.

Dr.V.G.Swami :

177 responses received, with 4.74 Strongly agree for overall ratings in all domains of teaching skills and knowledge.

**Department of Public Administration :**

Dr.M.V.Phad :

24 responses received, with 4.29 Strongly agree or Agree for overall ratings in all domains of teaching skills and knowledge.

Dr.R.P.Gawande :

11 responses received, with 4.09 Strongly agree or Agree for overall ratings in all domains of teaching skills and knowledge.

**Department of Music :**

Dr.S.V.Shinde :-

7 responses received, 3.5 with Strongly agree or Agree for overall ratings in all domains asked.

Dr.S.R.Chati :

6 responses received, with 3.43 Strongly agree or Agree for overall ratings in all domains of teaching skills and knowledge.



**Questions Asked with 1 to 5 Scale from Strongly Disagree to Strongly Agree are mentioned below.**

1. Teacher complete the entire syllabus in time
2. Teacher discuss topics and interact in the class
3. Teacher communicate clearly and inspire me by his teaching
4. Teacher is punctual in the class
5. Teacher come well prepared
6. Teacher encourage participation and discussion in class
7. Teacher use modern teaching aids, handouts, suitable reference, ppt, web-resources etc.
8. Teacher attitude towards students is friendly & helpful
9. Teacher are available and accessible in the Department
10. The evaluation process is fair and unbiased
11. Regular and timely feedback is given on our performance
12. Periodical assessments (Unit Test, Seminar, Projects etc) are conducted as per schedule
13. Teacher integrate content with other course and modern issues
14. I have learnt and understood the subject in this course
15. Overall rating

**Teacher-wise Responses are tabulated on following pages.**

## ECONOMICS

Sr. No.	Name of the teacher	No of Responses	Q. 1	Q. 2	Q. 3	Q. 4	Q. 5	Q. 6	Q. 7	Q. 8	Q. 9	Q. 10	Q. 11	Q. 12	Q. 13	Q. 14	Q. 15
1	BHOSALE D.D.	54	4.07	4.13	4.26	4.17	4.13	4.19	4.06	4.26	4.24	4.26	4.30	4.28	4.20	4.19	4.19
2	MUTHE P.R.	39	4.51	4.36	4.41	4.46	4.44	4.38	4.38	4.44	4.38	4.44	4.44	4.41	4.38	4.49	4.49
3	PUPALWAD D.A	41	4.39	4.37	4.37	4.56	4.49	4.37	4.56	4.44	4.61	4.61	4.61	4.44	4.41	4.44	4.39

## MUSIC

Sr. No.	Name of the teacher	Total Responses	Q. 1	Q. 2	Q. 3	Q. 4	Q. 5	Q. 6	Q. 7	Q. 8	Q. 9	Q. 10	Q. 11	Q. 12	Q. 13	Q. 14	Q. 15
1	CHATI S.R.	7	4.00	3.43	3.57	3.14	3.86	3.43	3.86	3.29	3.86	3.14	3.71	3.71	3.57	3.57	3.43
2	SHINDE S.V.	6	3.50	3.50	3.33	3.67	3.50	3.50	3.33	3.50	3.67	3.33	3.33	3.50	3.67	3.67	3.50

## ENGLISH (BA/BSC)

Sr. No.	Name of the teacher	No of Responses	Q. 1	Q. 2	Q. 3	Q. 4	Q. 5	Q. 6	Q. 7	Q. 8	Q. 9	Q. 10	Q. 11	Q. 12	Q. 13	Q. 14	Q. 15
1	A. R. Tengse	03	5.00	4.67	5.00	5.00	5.00	4.00	4.33	5.00	5.00	5.00	4.67	5.00	4.33	4.33	4.33
2	K.M.INGOLE	01	4.75	4.75	4.75	4.50	4.75	4.75	4.25	4.50	4.75	4.00	4.50	4.50	4.50	4.75	4.75
3	PADMARANI RAO L.V	51	4.59	4.67	4.73	4.69	4.69	4.71	4.73	4.63	4.67	4.57	4.67	4.75	4.71	4.65	4.80
4	R.U.MHASKE	48	4.83	4.85	4.77	4.81	4.83	4.81	4.73	4.75	4.75	4.73	4.81	4.79	4.71	4.73	4.79

## HINDI

Sr No	Name of the Teacher	No of Responses	Q.1	Q.2	Q.3	Q.4	Q.5	Q.6	Q.7	Q.8	Q.9	Q.10	Q.11	Q.12	Q.13	Q.14	Q.15
1	S G Shahu	18	3.94	3.94	3.94	3.94	3.78	4.11	3.94	3.78	3.83	4.17	4.00	3.94	3.94	3.94	4.17
2	Sandip Paikrao	30	4.13	4.17	4.17	4.17	4.10	4.13	4.03	4.23	4.20	4.07	4.23	4.17	4.10	4.07	4.07

## HISTORY

Sr No	Name of the Teacher	No of Responses	Q.1	Q.2	Q.3	Q.4	Q.5	Q.6	Q.7	Q.8	Q.9	Q.10	Q.11	Q.12	Q.13	Q.14	Q.15
1	BOKADE S.C.	25	4.36	4.44	4.40	4.44	4.48	4.44	4.44	4.44	4.48	4.64	4.52	4.40	4.60	4.60	4.56
2	R.G.BHOPALE	89	4.40	4.38	4.55	4.46	4.52	4.52	4.42	4.42	4.49	4.39	4.44	4.48	4.39	4.45	4.42
3	S.BINDGE	81	4.30	4.26	4.26	4.27	4.23	4.27	4.25	4.22	4.26	4.22	4.27	4.25	4.28	4.30	4.28
4	SHINDE S.S.	37	4.49	4.46	4.54	4.51	4.43	4.38	4.59	4.62	4.57	4.54	4.54	4.54	4.59	4.62	4.49

## MARATHI BA

Sr.No.	Name of the Teacher	No. of Responses	Q.1	Q.2	Q.3	Q.4	Q.5	Q.6	Q.7	Q.8	Q.9	Q.10	Q.11	Q.12	Q.13	Q.14	Q.15
1	S W Jagtap	4	4.50	4.50	4.00	4.50	4.25	4.25	3.75	4.00	4.25	4.00	4.25	4.75	4.50	4.50	4.50
2	S.A.SURYAWANSHI	108	4.31	4.39	4.39	4.37	4.46	4.43	4.37	4.40	4.38	4.44	4.35	4.46	4.46	4.37	4.35
3	V R Deshmukh	39	4.31	4.21	4.31	4.13	4.18	4.26	4.21	4.26	4.26	4.28	4.28	4.26	4.15	4.21	4.13

## MARATHI BSC

Sr No	Name of the Teacher	No of Responses	Q.1	Q.2	Q.3	Q.4	Q.5	Q.6	Q.7	Q.8	Q.9	Q.10	Q.11	Q.12	Q.13	Q.14	Q.15
1	V R Deshmukh	50	4.6	4.7	4.7	4.6	4.6	4.6	4.5	4.5	4.5	4.44	4.54	4.64	4.66	4.62	4.62

## POLITICAL SCIENCE

Sr. No.	Name of the teacher	No of Responses	Q. 1	Q. 2	Q. 3	Q. 4	Q. 5	Q. 6	Q. 7	Q. 8	Q. 9	Q. 10	Q. 11	Q. 12	Q. 13	Q. 14	Q. 15
1	GAVHANE A.V.	125	4.8	4.8	4.8	4.8	4.8	4.8	4.7	4.8	4.8	4.84	4.85	4.8	4.79	4.73	4.83
2	SONKAMBLE K.G.	177	4.6	4.6	4.6	4.7	4.7	4.6	4.5	4.6	4.6	4.66	4.6	4.59	4.59	4.63	4.63
3	SWAMI V.G.	177	4.7	4.6	4.7	4.7	4.7	4.7	4.6	4.7	4.7	4.69	4.72	4.71	4.71	4.77	4.74

## PUB ADM

Sr. No.	Name of the teacher	No of Responses	Q. 1	Q. 2	Q. 3	Q. 4	Q. 5	Q. 6	Q. 7	Q. 8	Q. 9	Q. 10	Q. 11	Q. 12	Q. 13	Q. 14	Q. 15
1	GAWANDE R.P.	11	4.00	4.18	4.09	4.27	4.09	4.18	4.18	4.09	4.18	4.00	4.18	4.09	4.18	4.18	4.09
2	PHAD M.V.	14	4.29	4.21	4.21	4.14	4.14	4.21	4.21	4.21	4.21	4.21	4.21	4.21	4.14	4.29	4.29

## SOCIOLOGY

Sr. No.	Name of the teacher	No of Responses	Q. 1	Q. 2	Q. 3	Q. 4	Q. 5	Q. 6	Q. 7	Q. 8	Q. 9	Q. 10	Q. 11	Q. 12	Q. 13	Q. 14	Q. 15
1	BHOSLE B.R.	34	4.06	4.06	4.03	4.06	4.03	4.26	4.15	4.21	4.15	4.32	4.18	4.24	3.94	4.12	4.12
2	KAMBLE B.M.	36	3.94	3.81	3.81	3.97	4.14	4.14	4.03	4.11	4.06	4.08	4.08	4.11	4.08	4.00	4.03

## URDU BA

Sr. No.	Name of the teacher	No of Responses	Q. 1	Q. 2	Q. 3	Q. 4	Q. 5	Q. 6	Q. 7	Q. 8	Q. 9	Q. 10	Q. 11	Q. 12	Q. 13	Q. 14	Q. 15
1	DURRANI S.M	17	3.76	4.12	4.12	4.29	4.06	4.18	4.29	4.06	4.00	4.29	4.12	4.18	4.18	4.18	4.12

## URDU BSC

Sr. No.	Name of the teacher	No of Responses	Q. 1	Q. 2	Q. 3	Q. 4	Q. 5	Q. 6	Q. 7	Q. 8	Q. 9	Q. 10	Q. 11	Q. 12	Q. 13	Q. 14	Q. 15
1	DURRANI S.M	22	4.91	4.95	4.91	4.77	4.95	4.95	4.91	4.95	4.95	4.82	4.95	4.95	4.91	4.95	4.77

BOTANY

Sr. No.	Name of the teacher	No of Responses	Q. 1	Q. 2	Q. 3	Q. 4	Q. 5	Q. 6	Q. 7	Q. 8	Q. 9	Q. 10	Q. 11	Q. 12	Q. 13	Q. 14	Q. 15
1	BAIG M.M.V.	62	4.26	4.16	4.23	4.26	4.26	4.19	4.23	4.23	4.18	4.06	4.13	4.19	4.26	4.15	4.29
2	BODKE S.S.	42	4.76	4.71	4.64	4.57	4.62	4.64	4.60	4.69	4.67	4.60	4.62	4.60	4.62	4.62	4.67
3	CHILLAWAR R.G.	59	4.29	4.17	4.20	4.24	4.29	4.22	4.19	4.15	4.08	4.12	4.19	4.32	4.20	4.31	4.29
4	S.B.WANKHEDE	68	4.76	4.84	4.82	4.81	4.81	4.81	4.75	4.79	4.82	4.75	4.82	4.79	4.82	4.78	4.78
5	Shinde S L	32	4.59	4.50	4.34	4.59	4.56	4.63	4.50	4.66	4.50	4.59	4.59	4.53	4.66	4.59	4.59
6	TELANG S.M.	38	4.84	4.79	4.82	4.82	4.76	4.82	4.53	4.82	4.71	4.71	4.61	4.74	4.66	4.79	4.79

CHEMISTRY

Sr. No.	Name of the teacher	No of Responses	Q. 1	Q. 2	Q. 3	Q. 4	Q. 5	Q. 6	Q. 7	Q. 8	Q. 9	Q. 10	Q. 11	Q. 12	Q. 13	Q. 14	Q. 15
1	BASEER M.A.	37	4.49	4.57	4.65	4.59	4.70	4.65	4.62	4.51	4.62	4.57	4.62	4.70	4.70	4.65	4.54
2	BHOSALE V.N.	51	4.39	4.20	4.33	4.31	4.45	4.27	4.25	4.31	4.39	4.41	4.39	4.35	4.43	4.29	4.39
3	JUNNE S.B.	47	4.53	4.45	4.36	4.43	4.43	4.47	4.38	4.60	4.40	4.45	4.49	4.49	4.36	4.49	4.53
4	KALAMBKAR M.R.	25	4.52	4.60	4.64	4.88	4.88	4.60	4.76	4.60	4.68	4.72	4.80	4.68	4.76	4.84	4.88
5	KAWALE D.S.	30	4.97	4.93	4.90	4.90	4.93	4.93	4.90	5.00	5.00	4.87	4.97	4.90	4.97	5.00	4.90
6	Kendre K L	50	4.36	4.22	4.28	4.22	4.32	4.16	4.24	4.24	4.26	4.22	4.26	4.36	4.34	4.28	4.26
7	KHANSOLE S.V.	70	4.44	4.39	4.41	4.41	4.43	4.40	4.39	4.46	4.46	4.34	4.50	4.33	4.53	4.47	4.49
8	S.B.RAUT	74	4.51	4.62	4.49	4.55	4.50	4.54	4.50	4.59	4.54	4.64	4.57	4.55	4.55	4.57	4.55
9	S.S.MAWASKAR	43	4.51	4.44	4.21	4.40	4.21	4.40	4.35	4.49	4.49	4.30	4.51	4.44	4.51	4.47	4.42
10	SIRSAT S.B.	71	3.90	4.00	4.13	4.18	4.15	4.07	4.00	4.14	4.17	4.15	4.23	4.18	4.14	4.21	4.23
11	VARTALE S.P.	42	4.88	4.86	4.83	4.81	4.88	4.83	4.69	4.88	4.86	4.81	4.83	4.83	4.74	4.86	4.86

COMP SCI

Sr. No.	Name of the teacher	No of Responses	Q. 1	Q. 2	Q. 3	Q. 4	Q. 5	Q. 6	Q. 7	Q. 8	Q. 9	Q. 10	Q. 11	Q. 12	Q. 13	Q. 14	Q. 15
1	JADHAV S.G.	79	4.8	4.8	4.8	4.8	4.8	4.8	4.8	4.8	4.8	4.78	4.78	4.82	4.81	4.8	4.82
2	P.B.TAMSEKAR	82	4.8	4.8	4.8	4.8	4.8	4.8	4.8	4.8	4.8	4.79	4.79	4.79	4.84	4.79	4.79

DAIRY SCIENCE

Sr. No.	Name of the teacher	No of Responses	Q. 1	Q. 2	Q. 3	Q. 4	Q. 5	Q. 6	Q. 7	Q. 8	Q. 9	Q. 10	Q. 11	Q. 12	Q. 13	Q. 14	Q. 15
1	N.D.LANDGE	04	4.8	4.8	4.8	4.8	4.8	4.8	4.8	4.8	4.8	4.75	4.75	4.75	4.75	4.75	4.75
2	SONWANE R.S.	07	4.3	4.6	4.3	4.6	4.6	4.4	4.6	4.4	4.1	4.29	4.57	4.43	4.71	4.43	4.29

ELECTRONICS

Sr. No.	Name of the teacher	No of Responses	Q. 1	Q. 2	Q. 3	Q. 4	Q. 5	Q. 6	Q. 7	Q. 8	Q. 9	Q. 10	Q. 11	Q. 12	Q. 13	Q. 14	Q. 15
1	MIRKUTE P.R.	01	5.00	4.00	5.00	5.00	5.00	5.00	5.00	5.00	5.00	5.00	4.00	5.00	5.00	5.00	5.00
2	NAKHATE Y.T.	34	4.76	4.74	4.74	4.82	4.79	4.79	4.79	4.68	4.76	4.76	4.79	4.74	4.82	4.82	4.82
3	S.S.RATHOD	34	4.76	4.85	4.85	4.88	4.79	4.82	4.85	4.85	4.82	4.79	4.82	4.76	4.82	4.82	4.85

ENGLISH

Sr. No.	Name of the teacher	No of Responses	Q. 1	Q. 2	Q. 3	Q. 4	Q. 5	Q. 6	Q. 7	Q. 8	Q. 9	Q. 10	Q. 11	Q. 12	Q. 13	Q. 14	Q. 15
1	A. R. Tengse	03	5.00	4.67	5.00	5.00	5.00	4.00	4.33	5.00	5.00	5.00	4.67	5.00	4.33	4.33	4.33
2	K.M.JNGOLE	01	4.75	4.75	4.75	4.50	4.75	4.75	4.25	4.50	4.75	4.00	4.50	4.50	4.50	4.75	4.75
3	PADMARANI RAO L.V	51	4.59	4.67	4.73	4.69	4.69	4.71	4.73	4.63	4.67	4.57	4.67	4.75	4.71	4.65	4.80
4	R.U.MHASKE	48	4.83	4.85	4.77	4.81	4.83	4.81	4.73	4.75	4.75	4.73	4.81	4.79	4.71	4.73	4.79

ENV SCI

Sr. No.	Name of the teacher	No of Responses	Q. 1	Q. 2	Q. 3	Q. 4	Q. 5	Q. 6	Q. 7	Q. 8	Q. 9	Q. 10	Q. 11	Q. 12	Q. 13	Q. 14	Q. 15
1	BALAJIRAO B.	01	5.00	5.00	5.00	5.00	5.00	5.00	5.00	5.00	5.00	5.00	5.00	5.00	5.00	5.00	5.00
2	CHOLKAR N.B.	15	3.87	3.87	3.87	3.80	3.87	3.87	3.80	3.93	3.80	3.87	3.87	4.00	4.00	3.73	3.93
3	SABRY S.U.	28	4.39	4.32	4.43	4.50	4.46	4.36	4.32	4.43	4.36	4.43	4.32	4.32	4.36	4.39	4.50

HORTI

Sr No	Name of the Teacher	No of Responses	Q.1	Q..2	Q.3	Q.4	Q.5	Q.6	Q.7	Q.8	Q.9	Q.10	Q.11	Q.12	Q.13	Q.14	Q.15
1	JADHAV A.V.	27	3.70	4.07	4.00	3.93	4.00	4.15	3.96	3.78	3.85	3.78	3.89	4.00	3.96	3.89	3.85
2	PATIL S.A.	40	4.25	4.15	4.23	4.25	4.28	4.28	4.20	4.23	4.28	4.28	4.30	4.28	4.23	4.25	4.33

MATH

Sr. No.	Name of the teacher	No of Responses	Q. 1	Q. 2	Q. 3	Q. 4	Q. 5	Q. 6	Q. 7	Q. 8	Q. 9	Q. 10	Q. 11	Q. 12	Q. 13	Q. 14	Q. 15
1	BORKAR V.C.	43	4.77	4.72	4.65	4.70	4.70	4.70	4.67	4.72	4.70	4.49	4.65	4.65	4.65	4.70	4.70
2	PANDE N.A.	44	4.84	4.82	4.86	4.82	4.84	4.89	4.84	4.91	4.84	4.80	4.77	4.91	4.89	4.89	4.86

MICROBIOLOGY

Sr. No.	Name of the teacher	No of Responses	Q. 1	Q. 2	Q. 3	Q. 4	Q. 5	Q. 6	Q. 7	Q. 8	Q. 9	Q. 10	Q. 11	Q. 12	Q. 13	Q. 14	Q. 15
1	GIRADE A.V.	22	4.14	4.05	4.00	3.91	3.91	4.09	3.95	4.09	4.05	4.05	4.00	4.14	4.23	4.23	4.14
2	MORE S.B.	26	4.85	4.81	4.81	4.88	4.88	4.88	4.73	4.92	4.81	4.85	4.81	4.85	4.81	4.88	4.85
3	PATIL S.B.	01	4.00	5.00	5.00	4.00	4.00	5.00	4.00	5.00	4.00	5.00	4.00	4.00	5.00	5.00	5.00

PHYSICS																	
Sr. No.	Name of the teacher	No of Responses	Q. 1	Q. 2	Q. 3	Q. 4	Q. 5	Q. 6	Q. 7	Q. 8	Q. 9	Q. 10	Q. 11	Q. 12	Q. 13	Q. 14	Q. 15
1	A.R.GURKHUDE	22	4.2	4.05	4.18	4.18	4.18	4.27	4.23	4.27	4.41	4.41	4.27	4.41	4.36	4.36	4.23
2	DUTHADE G.S.	56	4.3	4.25	4.21	4.27	4.18	4.32	4.23	4.36	4.43	4.13	4.23	4.36	4.32	4.36	4.29
3	MIRKUTE P.R.	53	4.2	4.32	4.36	4.42	4.47	4.34	4.38	4.42	4.43	4.30	4.34	4.32	4.40	4.38	4.43
4	N.LINGLE	27	4.6	4.59	4.59	4.56	4.59	4.67	4.52	4.56	4.59	4.52	4.70	4.52	4.59	4.59	4.56
5	P.R.CHIKTE	22	4.3	4.32	4.27	4.36	4.14	4.27	4.36	4.36	4.23	4.32	4.23	4.41	4.18	4.41	4.36
6	S.M.DELMADE	23	4.2	4.26	4.22	4.43	4.48	4.43	4.17	4.30	4.35	4.35	4.30	4.43	4.35	4.30	4.30

STAT																	
Sr. No.	Name of the teacher	No of Responses	Q. 1	Q. 2	Q. 3	Q. 4	Q. 5	Q. 6	Q. 7	Q. 8	Q. 9	Q. 10	Q. 11	Q. 12	Q. 13	Q. 14	Q. 15
1	PANDE N.A.	01	5.00	5.00	5.00	5.00	5.00	5.00	5.00	5.00	5.00	5.00	5.00	5.00	5.00	5.00	5.00
2	P. K. Kadam	01	5.00	5.00	5.00	5.00	5.00	5.00	5.00	5.00	5.00	5.00	5.00	5.00	5.00	5.00	5.00
3	N. N. Pawar	01	5.00	5.00	5.00	5.00	5.00	5.00	5.00	5.00	5.00	5.00	5.00	5.00	5.00	5.00	5.00

ZOOLOGY																	
Sr. No.	Name of the teacher	No of Responses	Q. 1	Q. 2	Q. 3	Q. 4	Q. 5	Q. 6	Q. 7	Q. 8	Q. 9	Q. 10	Q. 11	Q. 12	Q. 13	Q. 14	Q. 15
1	BHURE D.B.	50	4.66	4.66	4.54	4.60	4.56	4.54	4.62	4.66	4.58	4.66	4.60	4.62	4.68	4.68	4.64
2	D.V.TOTATWAR	19	4.68	4.63	4.53	4.79	4.63	4.63	4.53	4.68	4.53	4.74	4.79	4.84	4.63	4.63	4.58
3	JAIWAL N.R.	2	5.00	5.00	4.50	5.00	5.00	5.00	5.00	5.00	4.50	5.00	5.00	5.00	5.00	5.00	5.00
4	KADAM M.S.	22	4.64	4.64	4.55	4.64	4.59	4.59	4.59	4.55	4.64	4.64	4.73	4.59	4.68	4.64	4.59
5	N.B.GAVHANE	39	4.87	4.87	4.90	4.95	4.97	4.95	4.87	4.85	4.97	4.87	4.92	4.95	4.95	4.87	4.90
6	NANWARE S.S.	26	4.54	4.46	4.42	4.38	4.62	4.58	4.31	4.50	4.50	4.54	4.35	4.42	4.46	4.31	4.35
7	S.D.MANE	49	4.71	4.76	4.71	4.71	4.76	4.76	4.67	4.78	4.73	4.71	4.78	4.73	4.76	4.69	4.76

Sr No	Class	TEACHER	No of responses	Q.1	Q.2	Q.3	Q.4	Q.5	Q.6	Q.7	Q.8	Q.9	Q.10	Q.11	Q.12	Q.13	Q.14	Q.15
01	B.SC.(CS)	AMREEN KHANUM	9	4.22	4.56	4.44	4.89	4.89	4.89	4.44	4.78	4.78	4.56	4.67	4.78	4.56	4.56	5.00
02	B.SC.(CS)	BHUSARE S. A.	42	3.69	3.93	3.74	3.86	3.90	4.00	3.74	4.00	3.98	3.90	4.02	4.17	3.83	3.95	4.07
03	B.SC.(CS)	CHOUNSTHE G.B.	11	3.91	4.36	4.36	4.36	4.45	4.45	4.18	4.36	4.55	4.45	4.73	4.55	3.73	4.18	4.00
04	B.SC.(CS)	NAIK N.A.	72	4.21	4.22	4.17	4.25	4.21	4.08	3.88	4.42	4.38	4.07	4.18	4.29	4.14	4.22	4.33
05	B.SC.(CS)	PATHAK P.B.	51	4.22	4.14	3.94	4.08	4.02	3.86	3.76	4.18	4.16	4.10	4.10	4.24	3.98	3.88	4.18
06	B.SC.(CS)	SHINDE S.M.	55	4.25	4.25	4.15	4.29	4.38	4.33	3.93	4.31	4.22	4.22	4.18	4.31	3.93	4.16	4.25
07	B.SC.(CS)	WADJE S.R.	9	3.78	3.89	3.78	3.78	4.00	4.22	3.33	3.67	4.00	3.56	3.89	4.00	3.56	4.00	3.67

SR NO	Class	TEACHER	NO OF RESPONSES	Q.1	Q.2	Q.3	Q.4	Q.5	Q.6	Q.7	Q.8	Q.9	Q.10	Q.11	Q.12	Q.13	Q.14	Q.15
1	B COM	B.P.SUVARNKAR	138	4.29	4.26	4.24	4.24	4.23	4.20	4.18	4.25	4.33	4.19	4.36	4.30	4.16	4.17	4.30
2	B COM	JADHAV A.U.	125	4.18	4.19	4.21	4.20	4.26	4.15	4.08	4.21	4.22	4.14	4.20	4.18	4.18	4.21	4.20
3	B COM	MOHAMMED AAMER	145	4.18	4.23	4.18	4.13	4.23	4.19	4.14	4.26	4.21	4.17	4.22	4.18	4.14	4.18	4.18
4	B COM	P.P.SHISODIYA	161	3.94	4.01	3.99	4.02	4.06	4.01	3.99	4.06	4.02	4.07	4.02	4.08	4.05	4.07	4.12
5	B COM	PATANGE H. S.	237	4.07	4.07	4.08	4.05	4.04	4.01	4.00	4.03	4.05	4.08	4.06	4.02	4.09	4.02	4.07
6	B COM	S.S.WAKODE	254	4.23	4.16	4.10	4.17	4.19	4.21	4.17	4.24	4.20	4.21	4.22	4.19	4.19	4.21	4.26
7	B COM	SONTAKKE R.L.	204	4.26	4.24	4.25	4.21	4.25	4.27	4.19	4.20	4.31	4.15	4.20	4.20	4.25	4.27	4.26

## BIOTECHNOLOGY

SR NO	TEACHER	NO OF RESPONSES	Q.1	Q.2	Q.3	Q.4	Q.5	Q.6	Q.7	Q.8	Q.9	Q.10	Q.11	Q.12	Q.13	Q.14	Q.15
1	SURYAWANSHI A.R.	4	5	5	5	5	5	5	5	5	5	5	5	5	5	5	5
2	GOTIGALLA B.Y.	1	5	5	5	5	5	5	5	5	5	5	5	5	5	5	5

## CHEMISTRY

SR NO	TEACHER	NO OF RESPONSES	Q.1	Q.2	Q.3	Q.4	Q.5	Q.6	Q.7	Q.8	Q.9	Q.10	Q.11	Q.12	Q.13	Q.14	Q.15
1	A.S.KUWAR	07	5.00	4.86	4.71	4.86	4.71	5.00	4.71	4.86	5.00	4.86	4.86	5.00	4.86	4.71	4.86
2	BASEER M.A.	11	4.64	4.55	4.45	4.36	4.64	4.18	4.36	4.45	4.64	4.18	4.55	4.64	4.45	4.55	4.64
3	BHOSALE V.N.	10	5.00	4.80	4.70	4.80	4.90	5.00	5.00	5.00	5.00	4.90	4.90	5.00	4.90	4.90	4.90
4	JUNNE S.B.	14	4.71	4.71	4.71	4.64	4.64	4.64	4.64	4.57	4.64	4.57	4.64	4.64	4.64	4.64	4.64
5	KALAMBKAR M.R.	09	4.56	4.67	4.44	4.89	4.78	4.67	4.78	4.89	4.67	4.78	4.89	4.78	4.78	4.78	4.78
6	KAWALE D.S.	13	4.62	4.62	4.54	4.62	4.69	4.69	4.69	4.62	4.69	4.69	4.62	4.69	4.69	4.62	4.69
7	Kendre K L	12	4.58	4.58	4.50	4.58	4.50	4.67	4.50	4.67	4.58	4.67	4.67	4.67	4.50	4.58	4.58
8	KHANSOLE S.V.	07	4.86	5.00	4.86	5.00	5.00	4.86	5.00	4.86	5.00	4.86	5.00	5.00	4.71	4.71	5.00
9	M.D.AMBHORE	20	4.75	4.65	4.70	4.55	4.65	4.65	4.70	4.60	4.75	4.60	4.65	4.65	4.60	4.70	4.65
10	N.B.CHAVHAN	13	4.54	4.62	4.62	4.62	4.62	4.69	4.69	4.69	4.69	4.69	4.62	4.62	4.62	4.62	4.54
11	PATIL S.D.	02	5.00	5.00	5.00	5.00	5.00	5.00	5.00	5.00	5.00	5.00	5.00	5.00	5.00	5.00	5.00
12	S.B.RAUT	08	5.00	4.88	5.00	5.00	4.88	4.88	5.00	5.00	5.00	4.88	5.00	4.88	5.00	4.75	4.88
13	S.S.MAWASKAR	06	5.00	4.83	4.83	4.83	5.00	4.83	4.67	5.00	5.00	4.83	5.00	5.00	4.67	4.83	5.00
14	SIRSAT S.B.	13	4.85	4.92	4.85	4.54	4.77	4.54	4.62	4.62	4.31	4.77	4.54	4.46	4.62	4.62	4.62

## COMPUTER SCIENCE

SR NO	TEACHER	NO OF RESPONSES	Q.1	Q.2	Q.3	Q.4	Q.5	Q.6	Q.7	Q.8	Q.9	Q.10	Q.11	Q.12	Q.13	Q.14	Q.15
1	AMREEN KHANUM	02	4.50	4.50	4.50	5.00	4.50	4.50	5.00	5.00	4.50	5.00	4.50	4.50	4.50	4.50	5.00
2	BHUSARE S. A.	03	4.67	4.67	4.67	5.00	4.67	4.67	4.33	4.67	4.67	4.33	4.67	4.67	4.33	4.67	5.00
3	CHOUNSTHE G.B.	05	4.20	5.00	5.00	4.40	4.80	5.00	4.80	4.80	5.00	4.40	5.00	5.00	4.80	4.80	5.00
4	JADHAV S.G.	04	4.75	5.00	5.00	4.25	4.50	5.00	4.75	4.75	4.75	5.00	5.00	5.00	4.75	4.75	4.75
5	NAIK N.A.	11	4.36	4.45	4.36	4.18	4.36	4.45	4.55	4.55	4.45	4.27	4.55	4.55	4.36	4.18	4.55
6	P.B.TAMSEKAR	02	5.00	5.00	5.00	4.50	5.00	4.50	4.50	5.00	5.00	4.50	5.00	5.00	5.00	5.00	5.00
7	PATHAK P.B.	03	4.67	4.67	4.67	5.00	5.00	5.00	5.00	5.00	5.00	4.67	4.67	4.67	4.67	4.67	5.00
8	SHINDE S.M.	10	4.40	4.60	4.60	4.70	4.20	4.30	4.10	4.50	4.50	4.40	4.40	4.20	4.40	4.40	4.50
9	WADJE S.R.	03	3.67	5.00	4.67	4.00	5.00	5.00	4.67	4.67	5.00	5.00	5.00	5.00	5.00	5.00	5.00

## COMMERCE

SR NO	TEACHER	NO OF RESPONSES	Q.1	Q.2	Q.3	Q.4	Q.5	Q.6	Q.7	Q.8	Q.9	Q.10	Q.11	Q.12	Q.13	Q.14	Q.15
1	B.P.SUVARNKAR	31	4.42	4.35	4.35	4.42	4.35	4.45	4.35	4.39	4.35	4.29	4.35	4.45	4.35	4.55	4.45
2	JADHAV A.U.	27	4.52	4.33	4.48	4.26	4.37	4.44	4.26	4.33	4.41	4.41	4.44	4.22	4.37	4.41	4.52
3	MOHAMMED AAMER	32	4.59	4.56	4.56	4.56	4.47	4.47	4.50	4.44	4.53	4.50	4.50	4.53	4.47	4.56	4.53
4	P.P.SHISODIYA	5	4.60	4.60	4.60	4.60	4.60	4.60	4.80	4.80	4.80	4.80	4.80	4.80	4.60	4.80	4.60
5	PATANGE H. S.	41	3.93	4.15	4.17	4.00	4.07	3.93	4.15	4.02	3.93	4.00	4.10	4.00	4.02	4.00	4.22
6	S.S.WAKODE	3	4.33	4.33	4.67	4.67	4.33	4.67	4.33	4.33	4.67	4.67	4.67	4.67	4.67	4.67	4.33
7	SONTAKKE R.L.	24	4.21	4.08	4.08	3.79	4.00	3.92	3.88	4.08	4.08	4.00	3.96	3.96	3.88	4.00	4.21

## ECONOMICS

SR NO	TEACHER	NO OF RESPONSES	Q.1	Q.2	Q.3	Q.4	Q.5	Q.6	Q.7	Q.8	Q.9	Q.10	Q.11	Q.12	Q.13	Q.14	Q.15
1	BHOSALE D.D.	7	3.71	3.86	4.43	4.14	4.00	4.29	4.14	4.29	4.43	4.14	4.29	4.29	4.14	4.29	4.14
2	MUTHE P.R.	22	3.41	3.55	3.55	3.50	3.55	3.77	3.59	3.86	3.73	3.14	3.59	3.50	3.59	3.64	3.77
3	PUPALWAD D.A	5	4.20	4.00	4.00	3.80	3.40	3.80	4.00	4.00	4.00	4.20	4.00	4.00	3.80	3.60	3.60

## ENGLISH

SR NO	TEACHER	NO OF RESPONSES	Q.1	Q.2	Q.3	Q.4	Q.5	Q.6	Q.7	Q.8	Q.9	Q.10	Q.11	Q.12	Q.13	Q.14	Q.15
1	PADMARANI RAO LV	2	5	5	5	5	5	5	5	5	5	5	5	5	5	4.5	5
2	K.M.INGOLE	1	5	5	5	5	5	5	5	5	5	5	5	5	5	5	5
3	R.U.MHASKE	1	5	5	5	5	5	5	5	5	5	5	5	5	5	5	5
4	M.S.DUDHATE	1	5	5	5	5	5	5	5	5	5	5	5	5	5	5	5
5	A. R. Tengse	1	5	5	5	5	5	5	5	5	5	5	5	5	5	5	5

## HISTORY

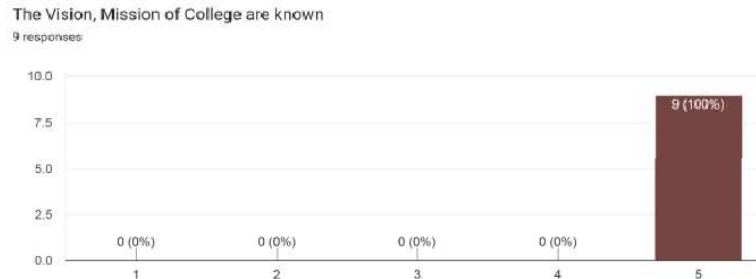
SR NO	TEACHER	NO OF RESPONSES	Q.1	Q.2	Q.3	Q.4	Q.5	Q.6	Q.7	Q.8	Q.9	Q.10	Q.11	Q.12	Q.13	Q.14	Q.15
1	BOKADE S.C.	31	4.6	4.8	4.7	4.6	4.6	4.8	4.7	4.8	4.5	4.55	4.68	4.77	4.52	4.81	4.71
2	R.G.BHOPALE	25	4.9	4.8	4.9	4.8	4.9	4.9	4.8	5	4.9	4.92	4.84	4.92	4.84	4.84	4.84
3	S.BINDGE	29	4.5	4.5	4.5	4.3	4.4	4.4	4.4	4.6	4.4	4.48	4.41	4.45	4.48	4.41	4.55
4	SHINDE S.S.	28	4.8	4.5	4.8	4.6	4.7	4.7	4.6	4.6	4.7	4.54	4.64	4.71	4.68	4.54	4.61

## SOCIOLOGY

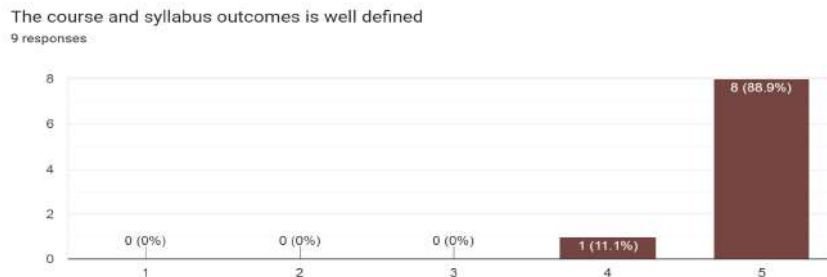
SR NO	TEACHER	NO OF RESPONSES	Q.1	Q.2	Q.3	Q.4	Q.5	Q.6	Q.7	Q.8	Q.9	Q.10	Q.11	Q.12	Q.13	Q.14	Q.15
1	BHOSLE B.R.	6	3.00	3.17	3.00	2.83	3.17	3.17	2.50	3.00	3.00	3.17	3.17	3.00	3.17	2.83	3.17
2	KAMBLE B.M.	5	3.40	3.00	3.60	3.20	3.00	3.40	3.80	3.60	3.00	4.20	3.40	3.20	3.80	3.60	3.40

# Feedback by the Faculty 2023-24

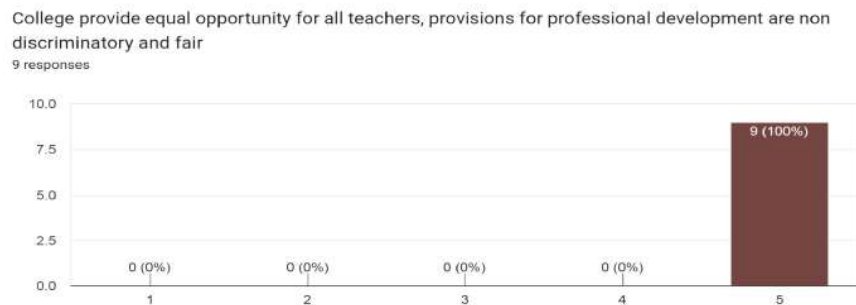
Out of the total faculty members who have responded, under **Teaching-Learning-Evaluation and Research**, 100% respondents strongly agree with the the Vision, Mission of College are known.



100% say that, the aims, objectives of syllabus are well defined and clear, 100% respondents say that, the course has sufficient number of optional papers/ electives, about the course and syllabus outcomes 88.9% say that it is well defined.



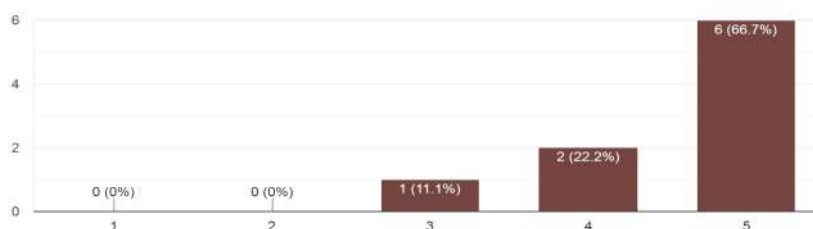
100% say that, the course and curriculum has good flexibility. 77.8% say that, the course and its syllabus is need based. Regarding scope to review the syllabus 55.6% strongly agree. 100% respondents say that, college provide opportunity for professional development of teachers. 100% opine that, College provide equal opportunity for all teachers as well as provisions for professional development are non discriminatory and fair.



About the admission process 100% strongly agree with the same. 100% of faculty respondents strongly consider that, college attracts meritorious students. 100% of faculty respondents strongly agree that, college has students- centered learning resources, there is freedom to adopt new teaching methodologies, ICT based teaching. 100% of the faculty update their knowledge & skills.

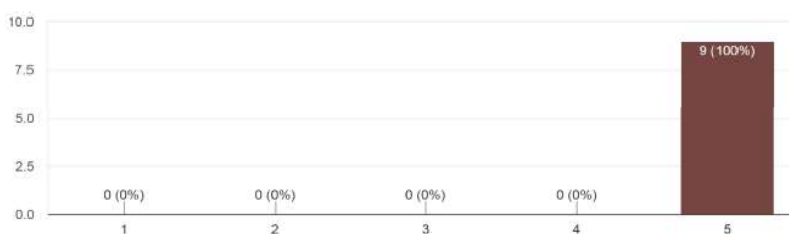
**About Library:** 66.7% faculty members consider **library** as major source of information & knowledge. 77.8% faculty respondents strongly agree that, the library is optimally utilised by them. 88.9% faculty respondents strongly agree that, the library as optimally utilised by Research scholars, students. About the effective management of library and its timings 88.9% strongly agree, About the strengthening of library books & Journals, 88.9% strongly agree with it.

The library is major source of information  
9 responses



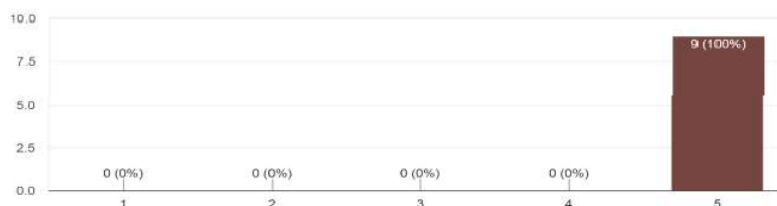
**About teaching aids & lab facilities:** 100% respondents agree with teaching aids & lab facilities available. Regarding support of adequate learning resources to the faculty 100% strongly agree.

The teaching aids in the department are sufficient and up-to-date.  
9 responses

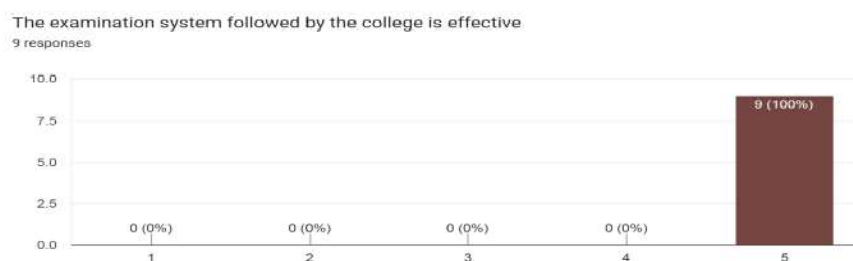


**Support from College:** More than 100% respondents submit that, they are encouraged to carry out research, to organise seminars, workshops, symposia, conferences, also to undertake extension activities, 77.8% respondents mention that they are encouraged to establish linkage with the industry, totake up consultancy activities.

The teachers are encouraged to carry out research  
9 responses

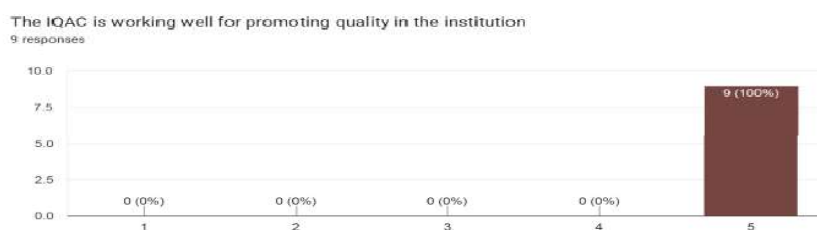


**Examination And Evaluation:** Regarding this system, 100% respondents favour & consider the examination and evaluation system of the college to be effective.



**Regarding infrastructure facilities,** 100% of respondents consider that, classrooms and furniture available is adequate. 88.9% agree with lavatories facility available at the campus. 100% strongly agree with maintenance of the building and furniture. 88.9% strongly agree with adequacy of equipped labs. 100% consider that infrastructure facilities are optimally utilised. 77.8% strongly agree with parking facility. 100% agree with maintenance of internal roads, water resources, safe drinking water facilities, sports infrastructure.

**Regarding the Governance,** 100% respondents strongly agree with administrative efforts for college development, 100% strongly agree with the accessibility of administration as well as quality initiatives to be helpful in improvement. 88.9% say that, there is recognition/ appreciation of the good work by teachers. 88.9% agree with the MoUs by the college for enhancement of quality performance. 100% consider that they have freedom to express their opinions. 100% express that, IQAC is performing well for Quality Improvement of College, 100% consider that, adequate opportunities are provided by the college to support the faculty & their family members.





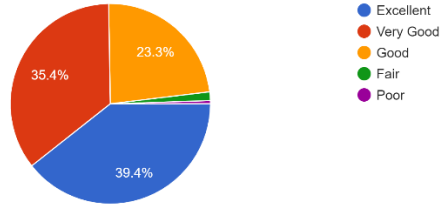
# Feedback Report from Parents

## 2023-24

In all, **574 responses** received. 17.1% are the parents of B.A. Students, 16.7% are the parents of B.Sc. Students, 42.9% are parents of B.Com students. Remaining from M. A., M.Sc., M.Com.

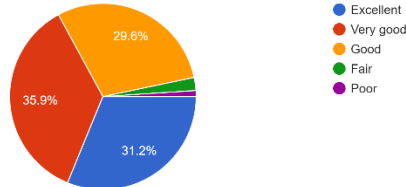
39.4% parents rate the course of study of their wards as Excellent, 35.4% as very good, 26.8% as good.

1. How do you rate the course in which your ward is studying in the College in relation to your expected career plan for your ward? (तुमच्या पाल्याच्या ...भ्यासक्रमामध्ये शिकत आहे त्याला तुम्ही कसे रेट करता? )  
574 responses



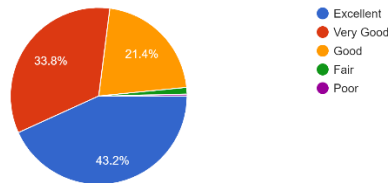
About infrastructure and Lab facilities, 31.2% express as excellent, 35.9% as very good.

2. Infrastructure and Lab Facilities (पायाभूत सुविधा आणि प्रयोगशाळा सुविधा)  
574 responses



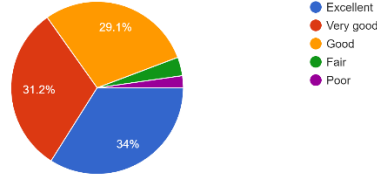
43.2% parents express that college faculty is Excellent, while 33.8% as very good.

3. Faculty (अध्यापक वर्ग)  
574 responses



34% parents say that Library is excellent. 31.2% say it as very good.

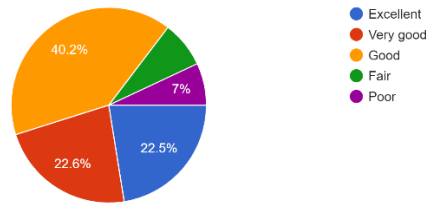
4. Library (ग्रंथालय)  
574 responses



**For Office Staff & their services**, more than 32.9% parents say excellent while 34% say as very good about the staff services.

**About the hostel facilities**, 22.5% parents say excellent about the hostel facilities available, 22.6% as very good, 36.3% as good.

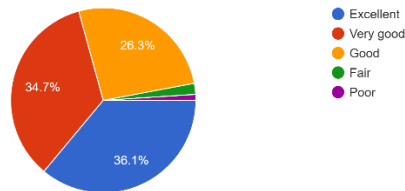
6. Hostel facilities (वसतिगृह सुविधा)  
574 responses



20.7% parents say excellent for canteen facilities, 22.6% as very good, 37.6% as good for canteen facilities.

Regarding Educational resources available, 36.1% parents say as excellent, 34.7% as very good.

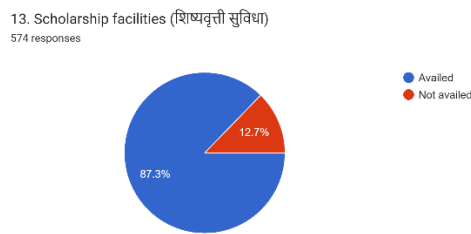
8. Educational resources (शैक्षणिक साधने)  
574 responses



37.3% parents say **sports facilities** available as excellent, 30% as very good.

30.1% of the parents opine excellent and 28.7% agree as very good regarding the **admission procedure**.

**85.9%** respondent parents have availed **constitutional reservations** for their wards, while 87.3% have availed scholarships.



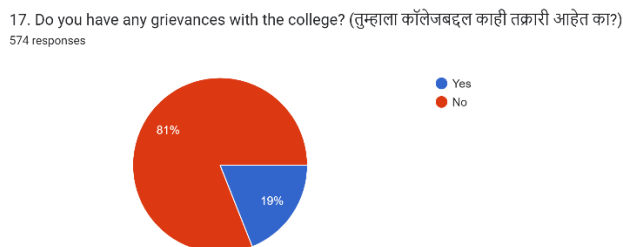
82.4% parents agree that the course fee of their wards is affordable.

**College Discipline:** 49.3% of the parents say excellent for college Discipline, 29.3% say very good discipline.

Regarding adequate security provisions, 42.5% parents say it as excellent, 29.3% say it as very good.

96.00% parents agree that college provide equal opportunities in curricular and co curricular activities.

**81% parents didn't have any grievances.**



Suggestions:

- Arrange skill enhancement courses and workshops
- boys sitting place and of canteen for students
- conduct placement program in college
- Make easy college's admission form filling process, admission process.
- want to tell about intership for student it's not available. Do something for that.
- Take a online exam fees and other fees
- Atleast one day students should be excused for the college uniform.

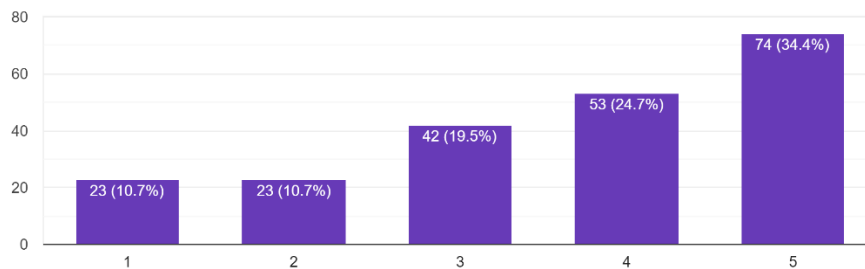
# Feedback Report from Alumni 2023-24

Out of total 215 responses from the Alumni, 18.1% have completed their B.A., 47.4% B.Com, 21.4% B.Sc and remaining have completed their Masters degree.

While expressing their opinions about the college, out of the total respondents 36.3% respondents mention that admission procedure is excellent. 21.9% as very good.

100% are registered with Alumni Association.

2. Alumni Association  
215 responses

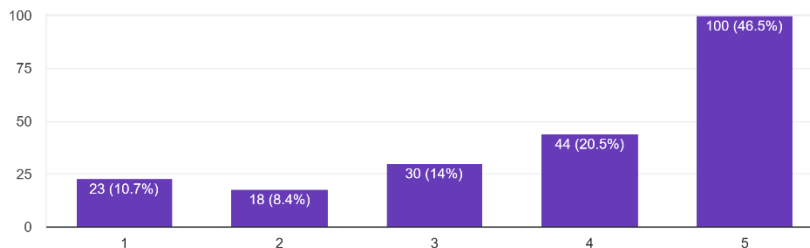


34.4% respondents express excellent grade, while responding for **Infrastructure and lab Facilities**.

**For canteen facilities**, 27% feel it excellent, 20.9% as Very Good.

37% express excellent for college ambience, 41.4% as excellent for college environment, **46.5% Alumni give Excellent grade and 20.5% as very good for college discipline.**

7. Discipline  
215 responses



47% respond excellent for availability of faculty. Regarding the Fee structure, 33% respondents express it as excellent.

**Regarding the Hostel Facilities** available for girls, 31.2% grade as excellent. 38.1%

Alumni grade for Scholarship facilities as Excellent and 24.2% as very good.

44.7% have opined as excellent about the course they studied at YMN.

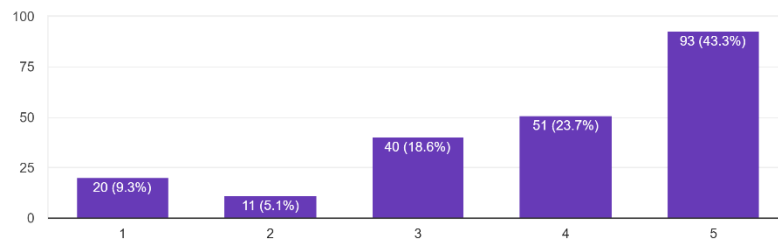
41.4% gave excellent grade for **skill orientation**.

Regarding **learning experiences & lab facilities** 44.2% express as excellent, 38.7% for the relevance of course content with job & life issues 14.3% express as excellent, for academic courses, computer facilities. 41.9% as excellent, whereas for **project guidance**, 85.7% as excellent and for **career guidance** 44.7% as excellent.

**Regarding Training and placement**, 40.5% mention it as excellent, 18.5% as very good, for **industry visits** only 39.5% say as excellent and for quality of support material & resources 38.1% express as excellent.

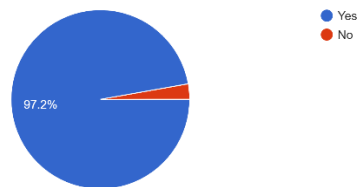
While giving **overall rating to the college**, 42.3% give it excellent Grade.

18. Overall rating of College  
215 responses



**97.2 respondents feel proud to be Alumni of this college.**

1. Do you feel proud to be associated with our college as an Alumni ?  
215 responses



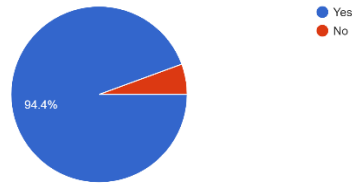
82.8 respondents are Alumni members and they desire to be involved in Alumni Association activities.

88.8% respondents' grievances have been properly handled by the college.

85.7% of Alumni consider the **course of study and specializations** as highly adequate, 40.5% consider highly adequate lab., library, seminar hall, reading room facilities, 85.7% highly adequate for computer, 32.4% adequate for Wi Fi/ internet, 49.8% adequate for sports and cultural facilities, 50.2% adequate for classrooms available.

94.4% respondents mention that they got sufficient knowledge from the faculty.

1. Have you obtained sufficient knowledge ?  
215 responses



87.9% Alumni mention that the education they received at YMN was useful and relevant in their present jobs.

Regarding different academic initiatives by the college, 32.1% express Add-on courses as very much useful, 29.8% as very much for industry oriented projects, 35.3% for Guest lectures, 24.2% for internships, 27% as very much for Remedial courses.

50.2% express need for change in curriculum and syllabi.

### **Suggestions:**

Some of the respondents suggest to

- Introduce specialization/new courses with employability,
- Need to collaborate with industries for skill development,
- More industry visits should be organized for students,
- Boys Hostel facility should be provided
- Make international MoU
- More Scholarships should be provided

