



YESHWANT MAHAVIDYALAYA, NANDED

Accredited with 'A' Grade by NAAC



STUDENTS' SATISFACTION
SURVEY - YMN 2022-23

STUDENTS' SATISFACTION SURVEY 2022-23

INTRODUCTION:

Yeshwant Mahavidyalaya, Nanded has introduced Online Student Feedback System from the academic year 2020-2021. The online feedback is made dynamic and is introduced at end of academic year, in order to be constantly monitoring academic progress of the students, updating the the teaching learning to match the requirements of the market and stakeholders, apprising the teachers about the impression they have on students in respect to their teaching methodology, and personality and so on. The feedback system is dynamic in a sense that the students can provide feedback any time if they wish, however, it is connected to semesters, so that they provide the feedback on each course and on the teacher who taught that course in every semester of their programme in the months in which the teaching is completed before the semester end examinations. Generally, the examinations are held in April/May and November/December, hence the students are required to provide the feedback after the completion of their course.

IQAC felt that instead of taking feedback in traditional way, if it is sought online from every student, then the College might be in a position to truly measure the relevance of its curriculum, efficacy of its teaching learning methodology, and inviting new ideas from its primary stakeholders, that is, students.

For Students Satisfaction survey, regarding Teaching, Learning and Evaluation, a Questionnaire developed by NAAC was shared with the students through email.

OBJECTIVES OF THE SURVEY:

- To find out the satisfactory level of the students with regard to important parameters, i.e. curriculum, teaching- learning, evaluation, student support and progression of the College.

Students' Satisfaction Survey of students in the year 2022-23 was collected with respect to 21 parameters of teaching-learning, evaluation dimensions with some open-ended questions. The responses on a Five Point Scale, with respect to Strongly Agree or Agree/ Excellent or Good together were taken as **satisfaction level** of the students and Strongly disagree/ disagree as to be improved was taken as dissatisfaction of the students with respect to a particular parameter.

The students are asked to give three observations/suggestions to improve the overall teaching-- learning experience in the institution. Analysis was carried out by aggregating the most occurring suggestions in the student responses

SUMMARY OF THE STUDENTS' SATISFACTION SURVEY

In all **4176 responses** were received for Students' Satisfaction Survey, of which 2496 (59.8%) female and 1678 (40.2%) male students have responded belonging to 1244 (29.8%) from Arts (Humanities), 1587 (38%) from Science and 1345 (38.2%) from Commerce. Total 3228 (77.2%) respondents belong to Bachelor's program of studies and 931 (22.3%) belong to Master's programmes.

Category wise responses are as follows

Open-39.7%, SC-24.5%, OBC-16.3%, ST-4.2% and remaining are VJ NT-1,2,3. 98.8% respondents are from Maharashtra State.

Following are the responses received as mentioned.

- **44.2% students respond that, 85-100% syllabus was covered in the class, while 35.6% mention that, 70-84% syllabus was covered.**
- **39.27% respondents opine that, the teachers prepare thoroughly** for the classes, **49.6% say Satisfactorily** for the same. Just 4.4% say that, Teachers prepare poorly for the classes.
- 61.51% say that, the teachers were always effectively able to communicate, 23.6% say that sometimes effective to communicate in class.
- Regarding **teacher's approach to teaching, 44.9% described it as Excellent, 35.2% as very Good, 17.6% as Good.**
- For **Fairness of the internal evaluation process by the teachers, 57.8% say it as Always Fair, 28.3% as usually Fair, 9.9% say it as sometimes unfair!**
- **61.7% say that their performance in assignments was discussed** with them, 25.17% say it as usually and 8.8% comment that occasionally it is done .
- **60.8% respondents agree** that, the institute takes active interest in promoting **internship, student exchange, field visit opportunities** for students regularly, 19.1% say this practice followed as often. 14.6% say it as sometimes.
- According to **40.5% respondents**, the teaching and mentoring process in their institution facilitates them in their **cognitive, social and emotional growth** significantly, 43.5% say it as very well.

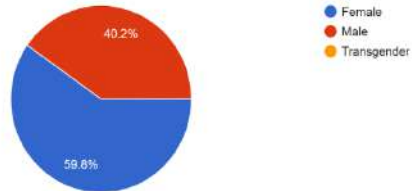
- **44.9% strongly agree and 41% agree** that, the institution provides multiple opportunities to learn and grow.
- **59.7% respondents say that, Teachers inform them about their expected competencies, course outcomes** and programme outcomes every time. 26.7% say for it as usually.
- **57.2% respondents say that every time, 28.5% as usually their mentor** does a necessary follow-up with an assigned task to them.
- **60.6% say that, the teachers illustrate the concepts** through examples and applications every time. 25.6% usually follow this practice.
- **55.5% students say that, the teachers identify fully their strengths** and encourage them with providing right level of challenges. 28.6% say it as reasonably.
- **57.7% students say that their teachers always identify their weaknesses** and help them to overcome their weakness, while 25.9% say it as usually.
- Regarding the institution makes effort to engage students in the monitoring, reviewing and continuous quality improvement of the teaching learning process, **47% respondents strongly agree and 39% agree** while 0.9%, 2.8% strongly disagree and disagree respectively.
- For the effective student- centric teaching methodologies, such as experiential learning, participative learning and problem solving methodologies for enhancing learning experiences, **50.8% students mention in its favour upto a greater extent, 34.8% say it is being practiced moderately** and 9.3% say that it is somewhat practiced.
- **48.3% respondents strongly agree regarding** that Teachers encourage students to participate in **extracurricular activities, 36.9% agree** for same whereas 2.5% disagree and 1.1% strongly disagree for it.
- **51.7% of respondents favour that, efforts** are made by the institute/ teachers to **inculcate soft skills, life skills and employability skills** to make students ready for the world of work, upto a greater extent, 33.1% say it upto moderate extent and 10% say it upto somewhat extent..

- **40.3% students mention that more than 90% percent of teachers use ICT tools** such as LCD projector, Multimedia, etc. while teaching, 35% mention that 70% to 89% of teachers use such ICT tools. 16.1% say that, 50% to 69% of teachers use it. Just 8.7% say that, less than 50% teachers use ICT tools in their teaching..
- **48.5% strongly agree regarding the overall quality of teaching-learning process in the institute is very good. 37.2% agree while 0.7% strongly disagree, 3.7% disagree for it.**
- Following are few observations / suggestions to improve the overall teaching – learning experience in the institution.
- NET/SET guidance should be provided.
- Organize classes for competitive exams.
- Provide more books for competitive exams.
- Provide Boy's Hostel .
- Provide uninterrupted wifi.
- Summer internship programmes.
- Computer efficiency should be developed.
- Life skills should be taught.
- Updated computer labs.
- More smart class room.
- Job oriented courses.

GRAPHICAL REPRESENTATION OF RESPONSES

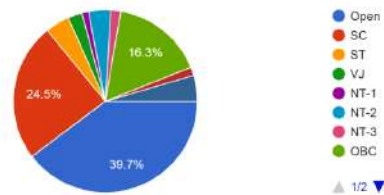
Gender of the student

4,176 responses



Category

4,176 responses



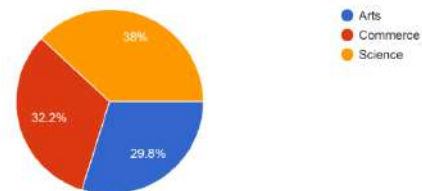
State of Domicile

4,176 responses



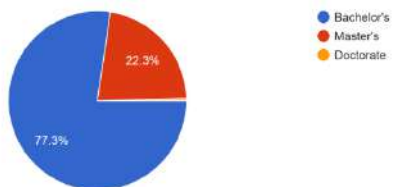
What subject area are you currently pursuing?

4,176 responses

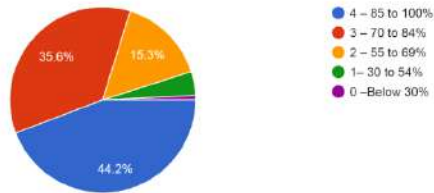


What degree program are you pursuing now?

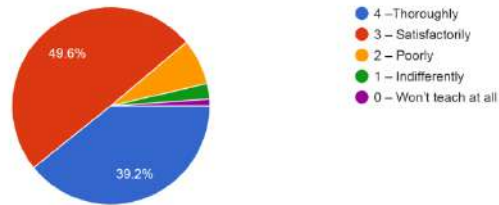
4,176 responses



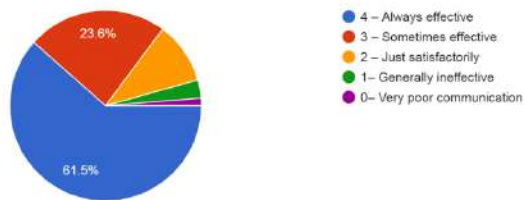
1. How much of the syllabus was covered in the class?
4,176 responses



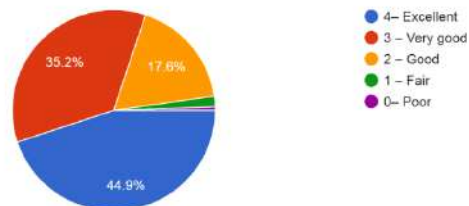
2. How well did the teachers prepare for the classes?
4,176 responses



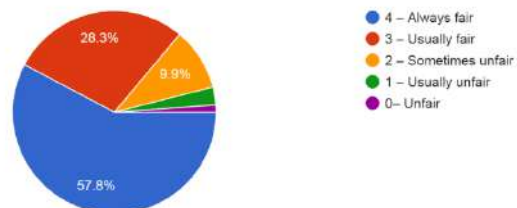
3. How well were the teachers able to communicate?
4,176 responses



4. The teacher's approach to teaching can best be described as ----.
4,176 responses

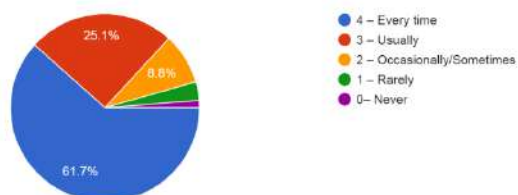


5. Fairness of the internal evaluation process by the teachers.
4,176 responses



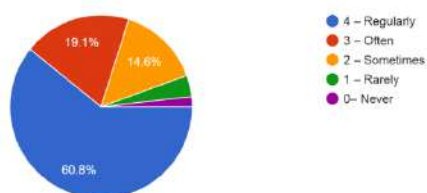
6. Was your performance in assignments discussed with you?

4,176 responses



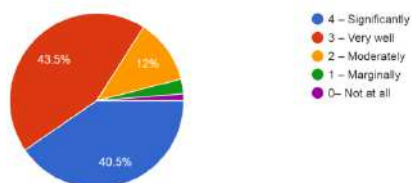
7. The institute takes active interest in promoting internship, student exchange, field visit opportunities for students.

4,176 responses



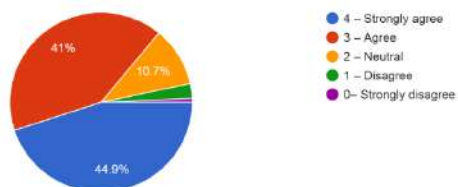
8. The teaching and mentoring process in your institution facilitates you in cognitive, social and emotional growth.

4,176 responses



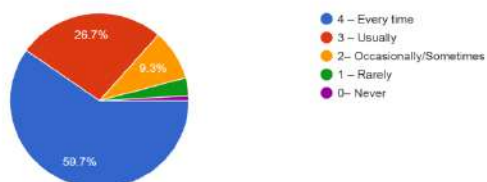
9. The institution provides multiple opportunities to learn and grow.

4,176 responses



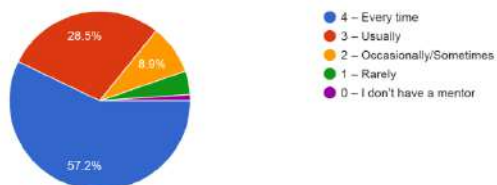
10. Teachers inform you about your expected competencies, course outcomes and programme outcomes

4,176 responses



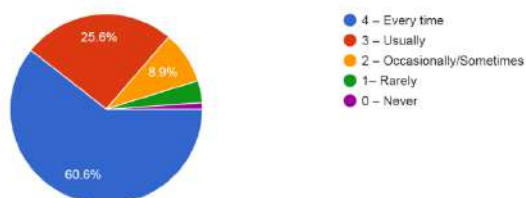
11. Your mentor does a necessary follow-up with an assigned task to you.

4,176 responses



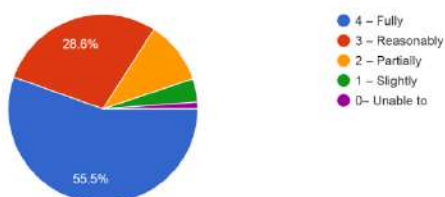
12. The teachers illustrate the concepts through examples and applications.

4,176 responses



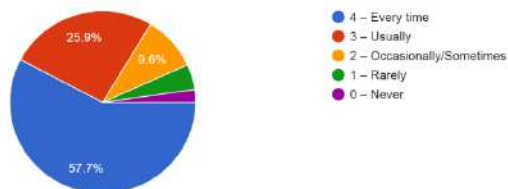
13. The teachers identify your strengths and encourage you with providing right level of challenges.

4,176 responses



14. Teachers are able to identify your weaknesses and help you to overcome them.

4,176 responses



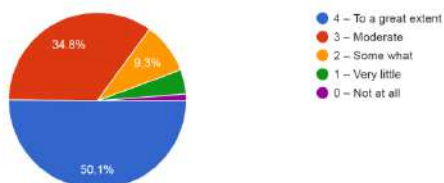
15. The institution makes effort to engage students in the monitoring, review and continuous quality improvement of the teaching learning process.

4,176 responses



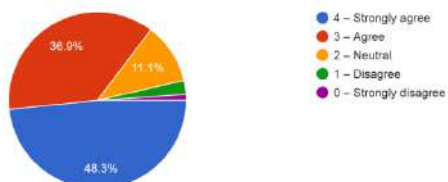
16. The institute/ teachers use student centric methods, such as experiential learning, participative learning and problem solving methodologies for enhancing learning experiences.

4,176 responses



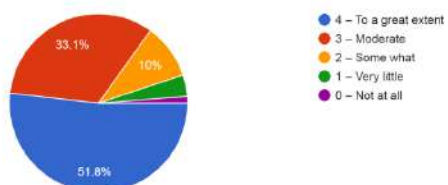
17. Teachers encourage you to participate in extracurricular activities.

4,176 responses



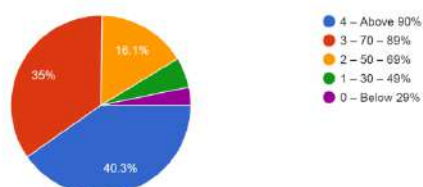
18. Efforts are made by the institute/ teachers to inculcate soft skills, life skills and employability skills to make you ready for the world of work.

4,176 responses



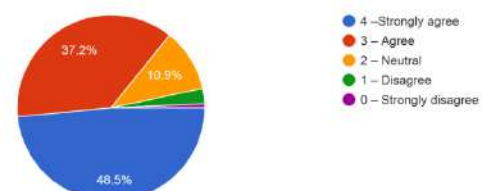
19. What percentage of teachers use ICT tools such as LCD projector, Multimedia, etc. while teaching.

4,176 responses



20. The overall quality of teaching-learning process in your institute is very good.

4,176 responses



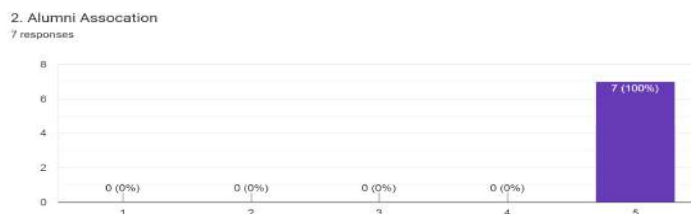
Feedback Report from Alumni **2022-23**

Out of total responses from the Alumni, 57.1% have completed their B.A., B.Com, B.Sc and 42.9% have completed their Masters degree.

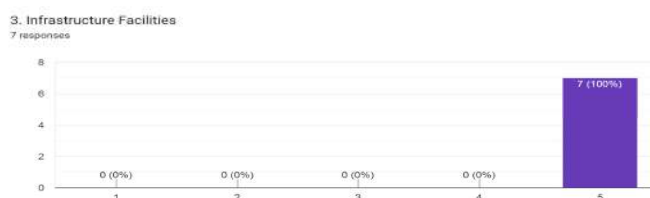
More than 28% respondents are associated with Teaching Profession. Few are in private companies and business; some are in state and central Govt. Services.

While expressing their opinions about the college, out of the total respondents 85.7% respondents mention that admission procedure is excellent. 14.3% as very good.

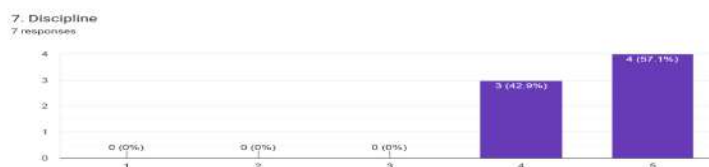
100% are registered with Alumni Association.



100% respondents express excellent grade, while responding for **Infrastructure and lab Facilities.**



For canteen facilities, 42.9% feel it excellent, 42.9% as Very Good, 14.3% as Good. 85.7% express excellent for college ambience, 100% as excellent for college environment, **57.1% Alumni give Excellent grade and 42.9% as very good for college discipline.**



100% respond excellent for availability of faculty. Regarding the Fee structure, 57.1% respondents express it as excellent.

Regarding the Hostel Facilities available for girls, 57.1% grade as excellent. 71.4%

Alumni grade for Scholarship facilities as Excellent and 28.6% as very good.

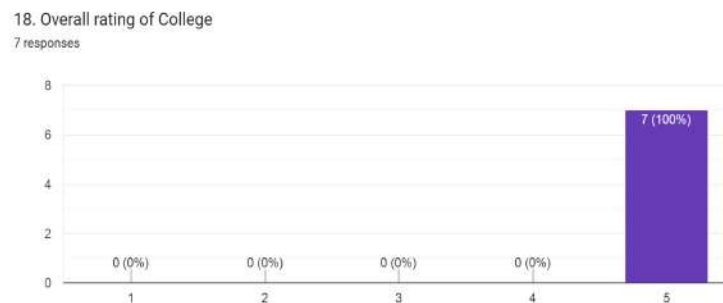
100% have opined as excellent about the course they studied at YMN.

100% gave excellent grade for **skill orientation**.

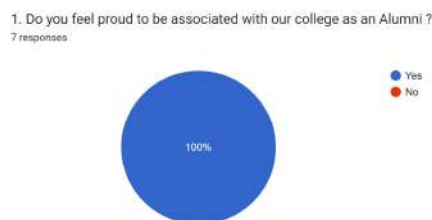
Regarding **learning experiences & lab facilities** 85.7% express as excellent, 100% for the relevance of course content with job & life issues 14.3% express as excellent, for academic courses, computer facilities. 85.7% as excellent, whereas for **project guidance**, 85.7% as excellent and for **career guidance** 70.4% as excellent.

Regarding Training and placement, 37% mention it as excellent, 18.5% as very good, for **industry visits** only 18.5% say as excellent and for quality of support material & resources 40.7% express as excellent.

While giving **overall rating to the college**, 57.1% give it excellent Grade.



100% respondents feel proud to be Alumni of this college.

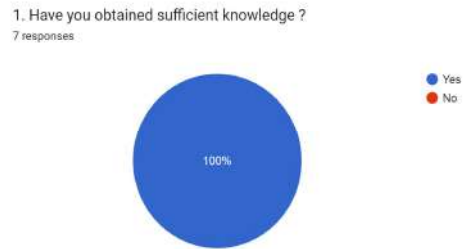


100% respondents are Alumni members and they desire to be involved in Alumni Association activities.

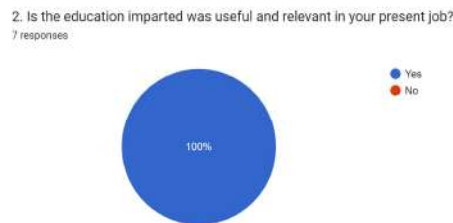
85.7% respondents' grievances have been properly handled by the college.

85.7% of Alumni consider the **course of study and specializations** as highly adequate, 14.3% consider highly adequate lab., library, seminar hall, reading room facilities, 85.7% highly adequate for computer, 71.4% adequate for Wi Fi/ internet, 71.4% adequate for sports and cultural facilities, 100% adequate for classrooms available.

100% respondents mention that they got sufficient knowledge from the faculty.



100% Alumni mention that the education they received at YMN was useful and relevant in their present jobs.



Regarding different academic initiatives by the college, 42.9% express Add-on courses as very much useful, 42.9% as very much for industry oriented projects, 85.7% for Guest lectures, 28.6% for internships, 28.6% as very much for Remedial courses.

57.1% express need for change in curriculum and syllabi.

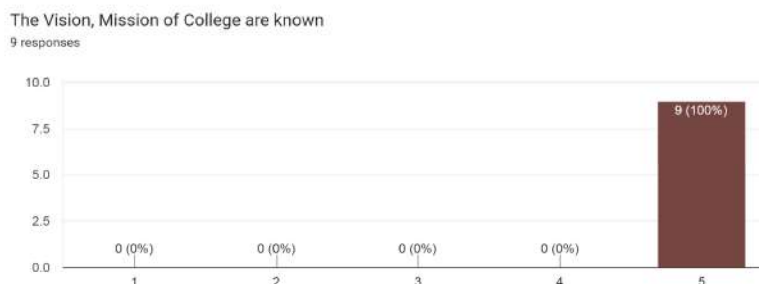
Suggestions:

Some of the respondents suggest to

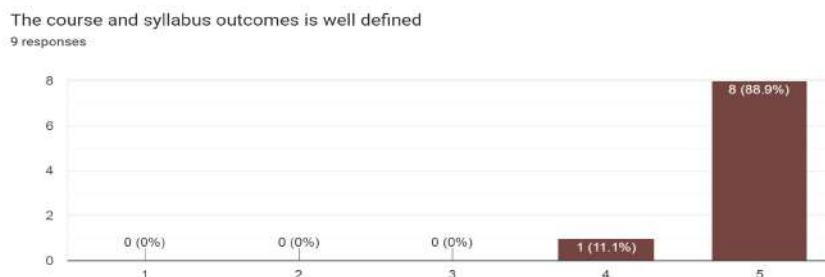
- Introduce specialization/new courses with employability,
- Need to collaborate with industries for skill development,
- More industry visits should be organized for students,
- Boys Hostel facility should be provided
- Make international MoU
- More Scholarships should be provided

Feedback by the Faculty 2022-23

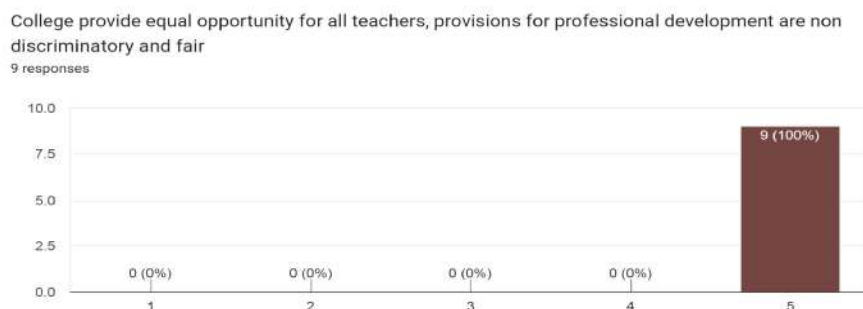
Out of the total faculty members who have responded, under **Teaching-Learning-Evaluation and Research**, 100% respondents strongly agree with the the Vision, Mission of College are known.



100% say that, the aims, objectives of syllabus are well defined and clear, 100% respondents say that, the course has sufficient number of optional papers/ electives, about the course and syllabus outcomes 88.9% say that it is well defined.



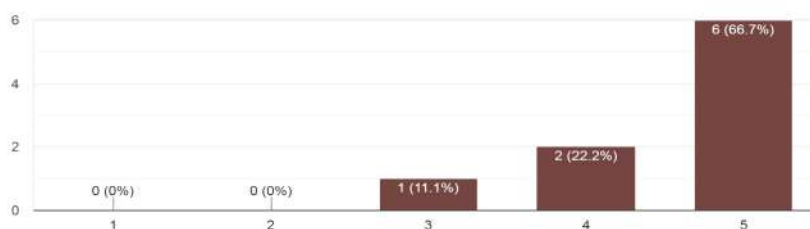
100% say that, the course and curriculum has good flexibility. 77.8% say that, the course and its syllabus is need based. Regarding scope to review the syllabus 55.6% strongly agree. 100% respondents say that, college provide opportunity for professional development of teachers. 100% opine that, College provide equal opportunity for all teachers as well as provisions for professional development are non discriminatory and fair.



About the admission process 100% strongly agree with the same. 100% of faculty respondents strongly consider that, college attracts meritorious students. 100% of faculty respondents strongly agree that, college has students- centered learning resources, there is freedom to adopt new teaching methodologies, ICT based teaching. 100% of the faculty update their knowledge & skills.

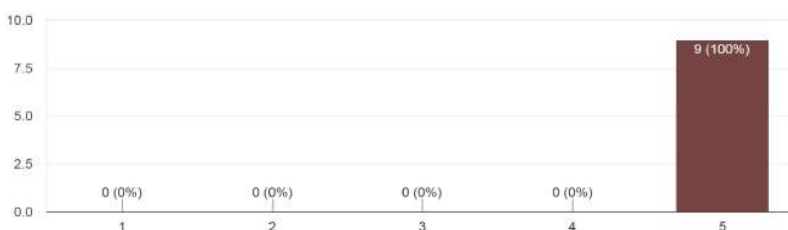
About Library: 66.7% faculty members consider **library** as major source of information & knowledge. 77.8% faculty respondents strongly agree that, the library is optimally utilised by them. 88.9% faculty respondents strongly agree that, the library as optimally utilised by Research scholars, students. About the effective management of library and its timings 88.9% strongly agree, About the strengthening of library books & Journals, 88.9% strongly agree with it.

The library is major source of information
9 responses



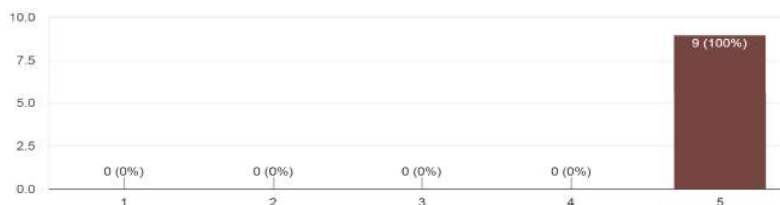
About teaching aids & lab facilities: 100% respondents agree with teaching aids & lab facilities available. Regarding support of adequate learning resources to the faculty 100% strongly agree.

The teaching aids in the department are sufficient and up-to-date.
9 responses

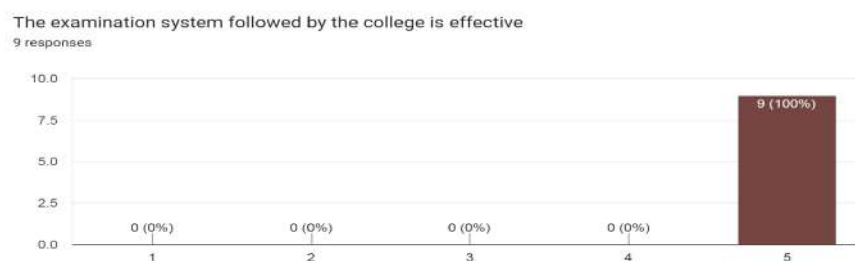


Support from College: More than 100% respondents submit that, they are encouraged to carry out research, to organise seminars, workshops, symposia, conferences, also to undertake extension activities, 77.8% respondents mention that they are encouraged to establish linkage with the industry, totake up consultancy activities.

The teachers are encouraged to carry out research
9 responses

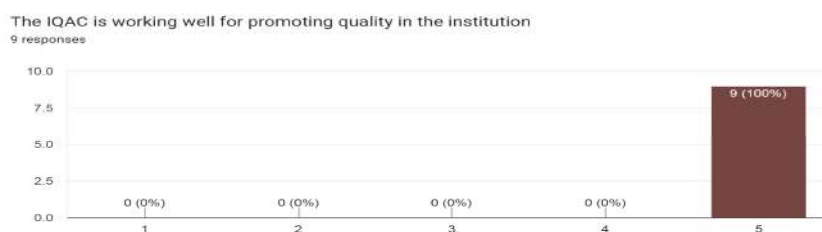


Examination And Evaluation: Regarding this system, 100% respondents favour & consider the examination and evaluation system of the college to be effective.



Regarding infrastructure facilities, 100% of respondents consider that, classrooms and furniture available is adequate. 88.9% agree with lavatories facility available at the campus. 100% strongly agree with maintenance of the building and furniture. 88.9% strongly agree with adequacy of equipped labs. 100% consider that infrastructure facilities are optimally utilised. 77.8% strongly agree with parking facility. 100% agree with maintenance of internal roads, water resources, safe drinking water facilities, sports infrastructure.

Regarding the Governance, 100% respondents strongly agree with administrative efforts for college development, 100% strongly agree with the accessibility of administration as well as quality initiatives to be helpful in improvement. 88.9% say that, there is recognition/ appreciation of the good work by teachers. 88.9% agree with the MoUs by the college for enhancement of quality performance. 100% consider that they have freedom to express their opinions. 100% express that, IQAC is performing well for Quality Improvement of College, 100% consider that, adequate opportunities are provided by the college to support the faculty & their family members.



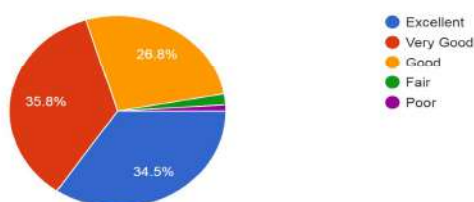
Feedback Report from Parents

2022-23

In all, **380 responses** received. 45% are the parents of B.A. Students, 43.4% are the parents of B.Sc. Students, 12.4% are parents of B.Com students. 11.3% of M. A., M.Sc., M.Com.

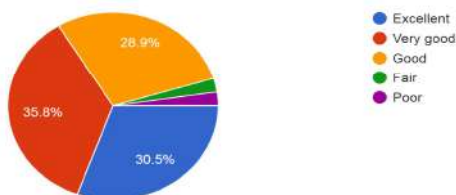
34.5% parents rate the course of study of their wards as Excellent, 35.8% as very good, 26.8% as good.

1. How do you rate the course in which your ward is studying in the College in relation to your expected career plan for your ward? (तुमच्या पाल्याच्या...यासक्रमांमध्ये शिकत आहे त्याला तुम्ही कसे रेट करता?)
380 responses



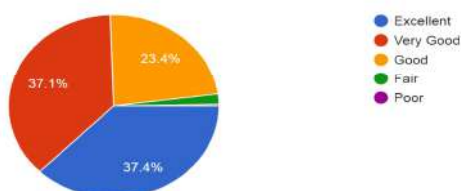
About infrastructure and Lab facilities, 30.5% express as excellent, 35.8% as very good.

2. Infrastructure and Lab Facilities (पायाभूत सुविधा आणि प्रयोगशाळा सुविधा)
380 responses



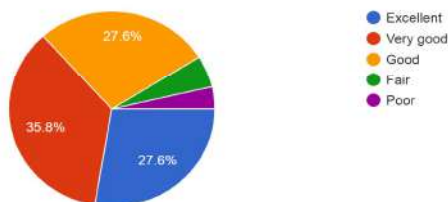
37.4% parents express that college faculty is Excellent, while 37.1% as very good.

3. Faculty (अध्यापक वर्ग)
380 responses



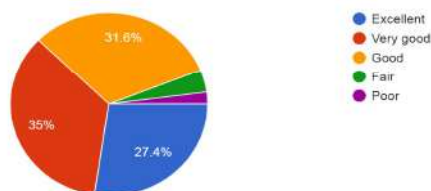
27.6% parents say that Library is excellent. 35.8% say it as very good.

4. Library (ग्रंथालय)
380 responses



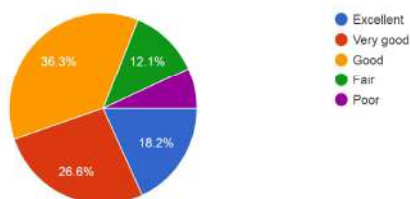
For Office Staff & their services, more than 27.4% parents say excellent while 35% say as very good about the staff services.

5. Office Staff (कार्यालयीन कर्मचारी)
380 responses



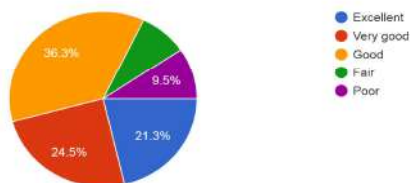
About the hostel facilities, 18.2% parents say excellent about the hostel facilities available, 26.6% as very good, 36.3% as good.

6. Hostel facilities (वसतिगृह सुविधा)
380 responses



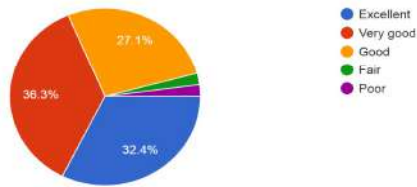
21.3% parents say excellent for canteen facilities, 24.5% as very good, 36.3% as good for canteen facilities.

7. Canteen facilities (उपहारगृह सुविधा)
380 responses



Regarding Educational resources available, 32.4% parents say as excellent, 36.3% as very good.

8. Educational resources (शैक्षणिक साधने)
380 responses

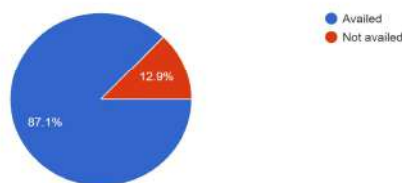


31.8% parents say **sports facilities** available as excellent, 35.3% as very good.

25% of the parents opine excellent and 29.2% agree as very good regarding the **admission procedure**.

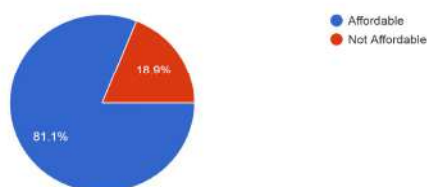
84.7% respondent parents have availed **constitutional reservations** for their wards, while 87.1% have availed scholarships.

13. Scholarship facilities (शिष्यवृत्ती सुविधा)
380 responses



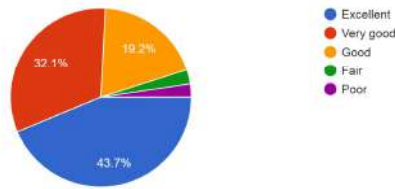
81.1% parents agree that the course fee of their wards is affordable.

12. Course fee (शिक्षण शुल्क)
380 responses



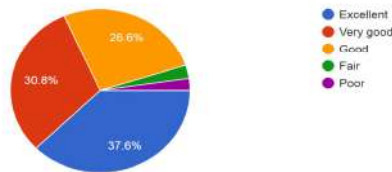
College Discipline: 43.7% of the parents say excellent for college Discipline, 32.1% say very good discipline.

14. College discipline (महाविद्यालयीन शिस्त)
380 responses



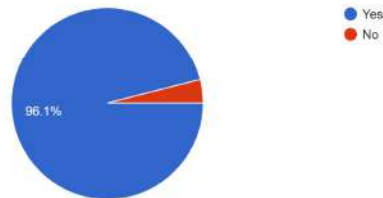
Regarding adequate security provisions, 37.6% parents say it as excellent, 30.8% say it as very good.

13. Does the College has adequate security provisions to ensure safety of students on its campus ?
(कॉलेजच्या कॅम्पसमध्ये विद्यार्थ्यांची सुरक्षा सुनिश्चित करण्यासाठी पुरेशा सुरक्षा तरतुदी आहेत का?)
380 responses



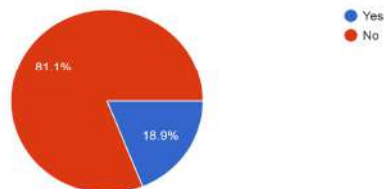
96.1% parents agree that college provide equal opportunities in curricular and co curricular activities.

14. Does the College offer equal opportunities to all students in Curricular and Co-Curricular activities? (महाविद्यालय सर्व विद्यार्थ्यांना अभ्यासक्रम आणि सह-अभ्यासक्रमात समान संधी उपलब्ध आहेत का?)
380 responses



81.1% parents didn't have any grievances.

17. Do you have any grievances with the college? (तुम्हाला कॉलेजबद्दल काही तक्रारी आहेत का?)
380 responses



Suggestions:

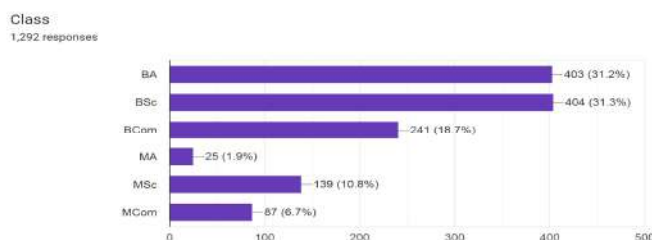
- Arrange skill enhancement courses and workshops

- Plz do something for boys sitting place and of canteen for students
- Please conduct placement program in college
- Make easy college's form filling process, admission process.
- want to tell about intership for student it's not available. Do something for that.
- Take a online exam fees and other fees
- Atleast one day students should be excused for the college uniform.

Students' Feedback Report – **2021-22**

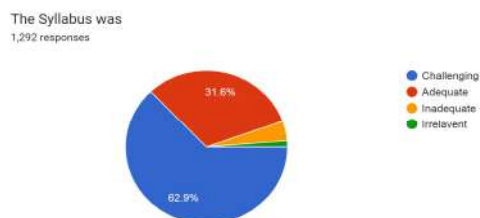
The institute feels that, students can become more responsible and sincere and develop a sense of belonging to the organization if they are given a chance to directly participate in the process. It also feels that students' response would help the institute in general and the teaching faculty in particular in understanding their aspirations, requirements, keeping the academic programs, the courses and course contents up to the mark and also fulfilling their learning-teaching demands. Therefore it has been using a Feedback system to collect the students' aspirations, constructive reactions /suggestions on courses, course contents and handling of the courses as well as infrastructure facilities available for them. This was done through academic year end online feedback collected through Google Forms.

Total **1292** students have submitted their responses regarding course of study, teaching-learning- evaluation system, infrastructure facilities available. Out of the students who have responded 31.2% BA, 31.3% BSc and 18.7 % are BCom students. While 1.9% MA, 10.8% MSc and 6.7% are MCom students.

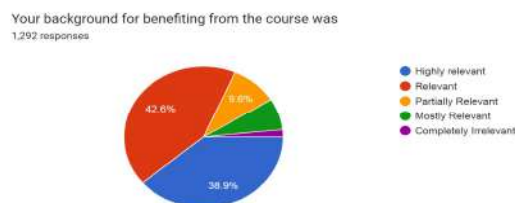


About the Course of their Studies:

62.9% respondents say that the Syllabus was Challenging.



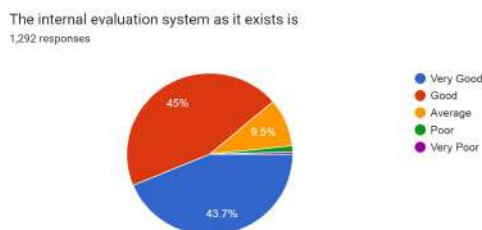
38.9% respondents say that, their background for benefiting from the course was highly relevant. 42.6% say that it was relevant.



About the completion of the syllabus, 46.3% say that 90-100% syllabus was completed, 38.8% say that 75-89% syllabus was completed. Expressing the opinion about the library holdings of the course, 54.6% say it as excellent, 32.1% as adequate.

44% respondents say that they were able to get the prescribed readings in a very good manner, 45.6% say it as good.

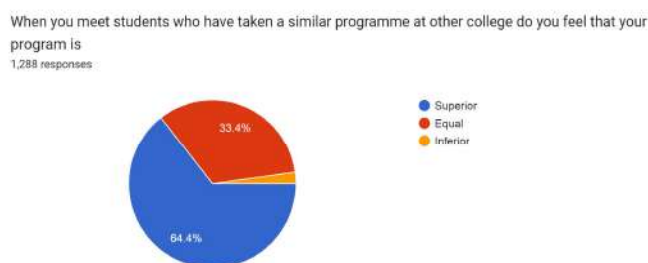
The internal evaluation system as it exists is very good for 43.7% respondents, it is good for 45% respondents.



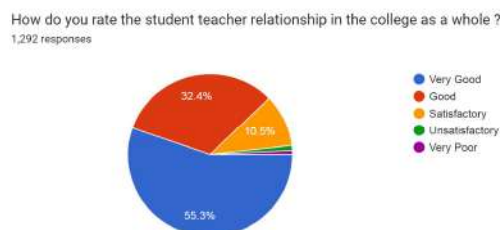
45.1% respondents opine that 100% should be the the total weighate of a course on the basis of the internal assessment. 40.2% respondents say that, it should be 75%.

While responding for the Internal Assessment, 48.3% say it as highly beneficial for understanding the course, 32.3% say that it help in Early discovery of difficulties, 49% say that it highly help for Interaction with the teacher and regarding the Regular work, 52.5% say it as highly beneficial. 51.9% respondents experience Internal assessment to be highly helpful for continuous self assessment.

64.4% respondents say that when they meet students who have taken a similar program at other college, they feel that their program is Superior, while 33.4% feel it as similar.



55.3% rate the student- teacher relationship in the college as very good and 32.4% as good.



53.6% rate the student teacher -relationship in their department as very good.

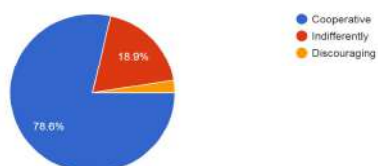
43.8% respondents find the college's administrative officers as very helpful, 45.6% as helpful.

While rating for hostel facilities, 29.6% rate as very good, 28.3% as good.

Regarding the healthcare facilities, 35.8% say it as very good, 39.3% as good.

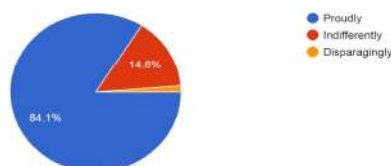
30.7% participate very often and 25.9% often in the extra curricular activities of the college. While responding for attitude of teachers towards extra- curricular activities, 78.6% say it as very cooperative.

What was the attitude of teachers to extra curricular activities?
1,292 responses



72% respondents say positive regarding their time at the College been intellectually enriching. 84.1% respondents feel proud about the college after leaving.

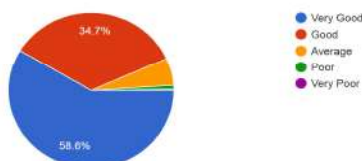
After leaving the college how will you talk about it ?
1,292 responses



About overall Rating of the Program

Under overall rating of the programme of the study, 58.6% respondents found academic content to be Very Good. 34.7% found it as Good. 44.7% experience fairness in evaluation as Very Good & 44.3% as Good.

Academic Content
1,292 responses



Regarding interaction with faculty, 50.9% feel it as Very Good, 38.2% as Good. For interaction with administrative persons, 44% express it as Very Good. 39.6% as Good. 45% say that library facilities are Very Good. 36.7% say it as Good. For Library Facilities, 45% express it as Very Good. 36.7% as Good. For **Computer facilities** 40.2% mention it as Very Good. 35.1% say as Good. Regarding Hostel Facilities, 27.6% mention it as Very Good. 25.5% say as Good. For **recreational facilities**, 38.5% say it as Very Good, 40.1% as Good. For **Extra Curricular activities**, 45.5% say it Very Good, 39.9% as Good.