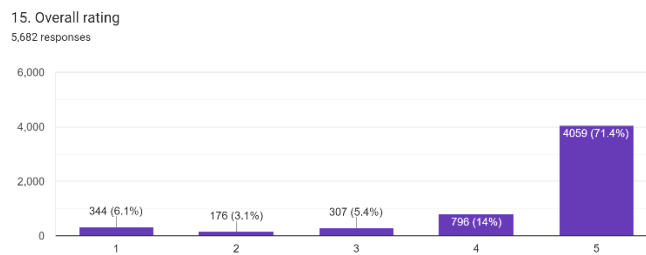


## Students' Feedback for Teachers' 2023-24

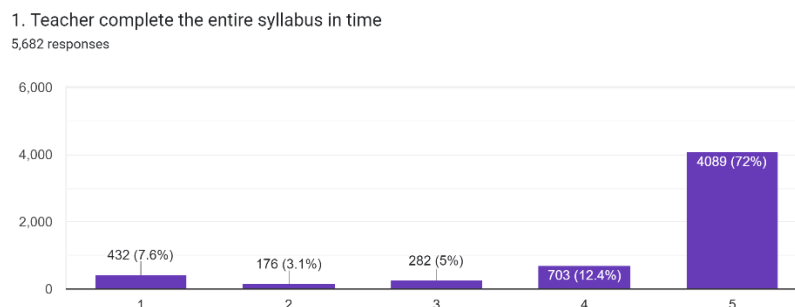
The feedback for faculty members was collected covering the following skills/knowledge criteria.

1. Knowledge base
2. Communication skills
3. Sincerity / commitment
4. Interest generated by Teacher
5. Ability to integrate course material with environment.
6. Ability to integrate course content with other courses
7. Accessibility of Teacher
8. Ability to design Quizzes, Tests, Assignment, Projects.
9. Provision of sufficient time for feedback.
10. Overall rating.

For which total **5682** responses received collectively for all Subject Teachers, out of which **4059 i.e. 71.4% have rated overall as Strongly Agree, 796 (14%) rated Agree, 307 (3.1%) as satisfactory and 344 (6.1%) reported strongly disagree** regarding following aspects of their Teachers.



72% students strongly Agree and 12.4% Agree regarding their Teachers complete the entire syllabus in time.



69.9% strongly Agree and 14.4% agree that Teacher discuss topics and interact in the class.

69% strongly Agree and 15% agree for Teachers communicate clearly and inspire them by their teaching.

69.4% strongly agree & 14.9% agree that Teachers are punctual in the class.

71.3% strongly Agree and 13.6% agree that Teachers come well prepared.

69.8% strongly Agree that Teachers encourage participation and discussion in class.

67.3% strongly Agree and 15.7% agree that Teachers use modern teaching aids, handouts, suitable reference, ppt, web-resources etc.

71% strongly Agree and 13.5% agree for Teachers' attitude towards students is friendly & helpful.

70.7% strongly Agree and 14.1% agree that Teachers are available and accessible in the Department.

68.6% strongly Agree & 15% agree that the evaluation process is fair and unbiased.

70.4% strongly Agree and 14.5% agree that Regular and timely feedback is given on their performance.

71.1% strongly Agree and 14% agree Periodical assessments (Unit Test, Seminar, Projects etc) are conducted as per schedule

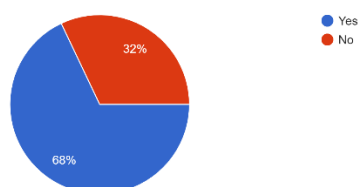
69.1% strongly Agree and 15.6% agree that Teacher integrate content with other course and modern issues.

70.2% strongly Agree and 14.3% agree that they have learnt and understood the subject in their course of study.

### **Regarding suggestions, respondents have mentioned as below.**

68% respondents need more subject reading material in e-content form.

1. You need more subject reading material in e-content form.  
5,682 responses



65.3% need more video lectures, weblinks for course material.

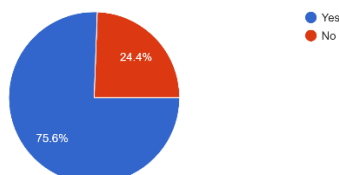
68.2% need more subject guidance. 82.8% need guidance for higher studies in subject.

74.1% need inter connectivity between subject of the study and its application.

73.4% need integrity of subject with other discipline of knowledge.

75.6% need work experience, internship in the subject of the study.

7. You need work experience, intership in the subject of the study.  
5,682 responses



**Among some specific suggestions or expectations, the students have mentioned as** .....syllabus should be updated regularly, Provide boys hostel facility, Classes should be in smart classroom, Make benches comfortable, Need guidance for MPSC study, Placement for student through college. Please improve hygiene services for girls In the lavatory. Please guide us about career opportunities in new areas. Add Credit courses, Guidance for skill development... Special guidance lecture on higher studies, Should provide Wi-Fi, We need more break time, Visit any industry, Need work experience, Available news paper in reading lab, Strong net connection, Need practical activities in music department,

Following are the responses by the students for individual subject wise teachers.

### **Department of Physics :**

Mr.G.S.Duthade :-

56 responses received, with 4.29 average score with Strongly agree for overall ratings.

Dr.P.R.Mirkute :-

53 responses received, with 4.43 average score with Strongly agree for overall ratings in domains of knowledge/skills of teaching.

Dr A R Gurkhude; 22 responses received, with 4.23average score with Strongly agree for overall ratings.

Mr N L Ingle: 27responses received, with 4.60 average score with Strongly agree for overall ratings.

Dr P R Chikte: 22responses received, with 4.36 average score with Strongly agree for overall ratings in domains of knowledge/skills of teaching.

Mr S M Delmade: 23 responses received, with 4.30 average score with Strongly agree for overall ratings.

### **Department of Chemistry :**

Dr.M.R.Kalambkar :-

25 responses received, with 4.88 average score with Strongly agree for overall ratings.

Dr.M.A.Baseer :

37responses received, with 4.54 average score with Strongly agree for overall ratings.

Dr.S.P.Vartale:-

42 responses received, with 4.86 average score with Strongly agree for overall ratings.

Dr.S.B.Junne :-

47responses received, with 4.53 average score with Strongly agree for overall ratings.

Dr K L Kendre:

50responses received, with 4.26 average score with Strongly agree for overall ratings.

Dr. V.N.Bhosale :-

51 responses received, with 4.39 average score with Strongly agree for overall ratings.

Dr.S.B.Sirsat :-

71 responses received, with 4.23 average score with Strongly agree for overall ratings.

Dr.S.V.Khanosle :-

70 responses received, with 4.49 average score with Strongly agree for overall ratings.

Dr D S Kawale:

30 responses received, with 4.9 average score with Strongly agree for overall ratings.

Mr S B Raut:

74 responses received, with 4.55 average score with Strongly agree for overall ratings.

Mr S S Mawaskar:

43 responses received, with 4.42 average score with Strongly agree for overall ratings.

### **Department of Botany :**

Dr.S.S.Bodke :-

42 responses received, with 4.67 average score with Strongly agree for overall ratings.

Dr.M.M.V.Baig :

62 responses received, with 4.29 average score with Strongly agree for overall ratings.

Dr.S.M.Telang :-

38 responses received, 4.79 with Strongly agree for comments in all domains.

Dr.R.G.Chillawar :-

59 responses received, 4.29 with Strongly agree for ratings in all domains.

Dr S L Shinde :

32 responses received, with 4.9 average score with Strongly agree for overall ratings.

Dr S B Wankhede:

68 responses received, with 4.78 average score with Strongly agree for overall ratings.

**Department of Horticulture :**

Dr.S.A.Patil :-

40 responses received, 4.33 with Strongly agree for overall ratings in all domains asked.

Dr. Mrs. A. V. Jadhav :

27 responses received, 3.85 Strongly agree for overall ratings in all domains.

**Department of Zoology :**

Dr.S.S.Nanware :-

26 responses received, 4.35 with Strongly agree or Agree for overall ratings in all domains of knowledge skills and teaching.

Dr.H.L.Tamloorkar :

25 response received, 4.21 with Strongly agree for overall ratings in all domains.

Dr.D.B.Bhure :-

50 responses received, 4.64 average score for Strongly agree for comments in all domains of knowledge and teaching skill.

Dr.M.S.Kadam :-

22 responses received, 4.59with very good / good overall ratings in all domains.

Dr.N.R.Jaiswal :-

22 responses received, 4.8 with Strongly agree for overall ratings in all domains.

Dr.B.Balajirao :-

14 responses received, almost 4.25 Strongly agree or Agree for overall ratings in all domains.

Dr D V Totawar:

19 responses received, with 4.58 average score with Strongly agree for overall ratings.

Dr N B Gavhane:

39 responses received, with 4.9 average score with Strongly agree for overall ratings.

**Department of Dairy Science :**

Dr.R.S.Sonwane :

7 responses received, with 4.29 Strongly agree for overall ratings in all domains.

### **Department of Electronics :**

Dr.Y.T.Nakate :-

34 responses received, 4.82 Strongly agree for overall ratings in all domains asked.  
Mr S S Rathod: 34 responses received, with 4.85 average score with Strongly agree for overall ratings.

### **Department of Microbiology :**

Dr.S.M.More :-

26 responses received, 4.85 with Strongly agree for overall ratings in all domains asked.

Dr. A. V. Girde: 22 responses received, 4.14 Strongly agree for overall ratings in all domains asked

### **Department of Mathematics & Statistics :**

Dr.V.C.Borkar :-

43 responses received, 4.70 with Strongly agree for overall ratings in all domains asked.

Dr.N.A.Pande :

44 responses received, 4.86 with Strongly agree or Agree for overall ratings in all domains of teaching skills and knowledge.

### **Department of Environmental Science :**

Dr.Shoukat Sabry :-

28 responses received, 4.5 Strongly agree for overall ratings in all domains asked.

Dr.N.R.Cholkar :

15 responses received, 3.93 with Strongly agree for overall ratings in all domains.

### **Department of Computer Science :**

**Dr S G Jadhav** 79 responses received, 4.82 with Strongly agree for overall ratings in all domains asked

Dr P B Tamsekar:

82responses received, 4.79 with Strongly agree for overall ratings in all domains asked.

**Department of Commerce & Management :**

Dr.H.S.Patange :-

237responses received, with 4.07 average score with Strongly agree for overall ratings.

B P Suvarnkar: 138 responses received, 4.3 with Strongly agree for overall ratings in all domains asked.

P P Sisodiya: 161 responses received, with 4.12 average score with Strongly agree for overall ratings.

Mr. Md. Aamer: 145 responses received, 4.18 Strongly agree for overall ratings in all domains asked.

Mr. A. U. Jadhav: 125 responses received, 4.2 with Strongly agree for overall ratings in all domains asked

**Department of English :**

Dr.A.R.Tengse :-

33 responses received, 4.33 with Strongly agree for overall ratings in all domains asked.

Dr.L.V.Padmarani Rao :

51 responses received, 4.80 with Strongly agree for overall ratings in all domains of teaching skills and knowledge.

**Department of Marathi :**

Dr.S.W. Jagtap :-

14 responses received, 4.4 with Strongly agree for overall ratings in all domains asked.

Dr.V.R.Deshmukh :

89 responses received, with 4.62 Strongly agree for overall ratings in all domains of teaching skills and knowledge.

Dr S A Suryawanshi : 108 responses received, with 4.35 average score with Strongly agree for overall ratings.

**Department of Hindi :**

Dr.S G Sahu :-

18 responses received, 4.17 with Strongly agree for overall ratings in all domains asked.

Dr Sandip Paikrao: 30 responses received, 4.07 all with Strongly agree or Agree for overall ratings in all domains asked

**Department of Urdu :**

Dr.S.M.Durrani :-

39 responses received, 4.42 with Strongly agree for overall ratings in all domains asked.

**Department of History :**

Dr.S.S.Shinde :

37 responses received, 4.49 with Strongly agree for overall ratings in all domains of teaching skills and knowledge.

Dr. S. C. Bokade: 25 responses received, 4.56 with Strongly agree for overall ratings in all domains asked.

Dr Bindge S. : 25 responses received, with 4.56 average score with Strongly agree for overall ratings.

Dr R G Bhopale: 89responses received, with 4.42average score with Strongly agree for overall ratings.

**Department of Economics :**

Dr.P.R.Muthe :-

39 responses received, 4.49 Strongly agree for overall ratings in all domains asked.

Dr.D.A.Pupalwad :

41 responses received, 4.39 Strongly agree for overall ratings in all domains of teaching skills and knowledge.

Dr. D D Bhosle: 54 responses received, 4.19 with Strongly agree for overall ratings in all domains asked

**Department of Sociology :**

Dr.B.M.Kamble :-

36 responses received, 4.03 with Strongly agree for overall ratings in all domains asked.

Dr.B.R.Bhosle :

34 responses received, with 4.12 Strongly agree for overall ratings in all domains of teaching skills and knowledge.

**Department of Political Science :**

Dr.A.V.Gavane :-

125 responses received, all with 4.83 Strongly agree for overall ratings in all domains asked.

Dr.K.G.Sonkamble :

177 responses received, 4.63 with Strongly agree for overall ratings in all domains of teaching skills and knowledge.



Dr.V.G.Swami :

177 responses received, with 4.74 Strongly agree for overall ratings in all domains of teaching skills and knowledge.

**Department of Public Administration :**

Dr.M.V.Phad :

24 responses received, with 4.29 Strongly agree or Agree for overall ratings in all domains of teaching skills and knowledge.

Dr.R.P.Gawande :

11 responses received, with 4.09 Strongly agree or Agree for overall ratings in all domains of teaching skills and knowledge.

**Department of Music :**

Dr.S.V.Shinde :-

7 responses received, 3.5 with Strongly agree or Agree for overall ratings in all domains asked.

Dr.S.R.Chati :

6 responses received, with 3.43 Strongly agree or Agree for overall ratings in all domains of teaching skills and knowledge.

**Questions Asked with 1 to 5 Scale from Strongly Disagree to Strongly Agree are mentioned below.**

1. Teacher complete the entire syllabus in time
2. Teacher discuss topics and interact in the class
3. Teacher communicate clearly and inspire me by his teaching
4. Teacher is punctual in the class
5. Teacher come well prepared
6. Teacher encourage participation and discussion in class
7. Teacher use modern teaching aids, handouts, suitable reference, ppt, web-resources etc.
8. Teacher attitude towards students is friendly & helpful
9. Teacher are available and accessible in the Department
10. The evaluation process is fair and unbiased
11. Regular and timely feedback is given on our performance
12. Periodical assessments (Unit Test, Seminar, Projects etc) are conducted as per schedule
13. Teacher integrate content with other course and modern issues
14. I have learnt and understood the subject in this course
15. Overall rating

**Teacher-wise Responses are tabulated on following pages.**

## ECONOMICS

Sr. No.	Name of the teacher	No of Responses	Q. 1	Q. 2	Q. 3	Q. 4	Q. 5	Q. 6	Q. 7	Q. 8	Q. 9	Q. 10	Q. 11	Q. 12	Q. 13	Q. 14	Q. 15
1	BHOSALE D.D.	54	4.07	4.13	4.26	4.17	4.13	4.19	4.06	4.26	4.24	4.26	4.30	4.28	4.20	4.19	4.19
2	MUTHE P.R.	39	4.51	4.36	4.41	4.46	4.44	4.38	4.38	4.44	4.38	4.44	4.44	4.41	4.38	4.49	4.49
3	PUPALWAD D.A	41	4.39	4.37	4.37	4.56	4.49	4.37	4.56	4.44	4.61	4.61	4.61	4.44	4.41	4.44	4.39

## MUSIC

Sr. No.	Name of the teacher	Total Responses	Q. 1	Q. 2	Q. 3	Q. 4	Q. 5	Q. 6	Q. 7	Q. 8	Q. 9	Q. 10	Q. 11	Q. 12	Q. 13	Q. 14	Q. 15
1	CHATI S.R.	7	4.00	3.43	3.57	3.14	3.86	3.43	3.86	3.29	3.86	3.14	3.71	3.71	3.57	3.57	3.43
2	SHINDE S.V.	6	3.50	3.50	3.33	3.67	3.50	3.50	3.33	3.50	3.67	3.33	3.33	3.50	3.67	3.67	3.50

## ENGLISH (BA/BSC)

Sr. No.	Name of the teacher	No of Responses	Q. 1	Q. 2	Q. 3	Q. 4	Q. 5	Q. 6	Q. 7	Q. 8	Q. 9	Q. 10	Q. 11	Q. 12	Q. 13	Q. 14	Q. 15
1	A. R. Tengse	03	5.00	4.67	5.00	5.00	5.00	4.00	4.33	5.00	5.00	5.00	4.67	5.00	4.33	4.33	4.33
2	K.M.INGOLE	01	4.75	4.75	4.75	4.50	4.75	4.75	4.25	4.50	4.75	4.00	4.50	4.50	4.50	4.75	4.75
3	PADMARANI RAO L.V	51	4.59	4.67	4.73	4.69	4.69	4.71	4.73	4.63	4.67	4.57	4.67	4.75	4.71	4.65	4.80
4	R.U.MHASKE	48	4.83	4.85	4.77	4.81	4.83	4.81	4.73	4.75	4.75	4.73	4.81	4.79	4.71	4.73	4.79

## HINDI

Sr No	Name of the Teacher	No of Responses	Q.1	Q.2	Q.3	Q.4	Q.5	Q.6	Q.7	Q.8	Q.9	Q.10	Q.11	Q.12	Q.13	Q.14	Q.15
1	S G Shahu	18	3.94	3.94	3.94	3.94	3.78	4.11	3.94	3.78	3.83	4.17	4.00	3.94	3.94	3.94	4.17
2	Sandip Paikrao	30	4.13	4.17	4.17	4.17	4.10	4.13	4.03	4.23	4.20	4.07	4.23	4.17	4.10	4.07	4.07

## HISTORY

Sr No	Name of the Teacher	No of Responses	Q.1	Q.2	Q.3	Q.4	Q.5	Q.6	Q.7	Q.8	Q.9	Q.10	Q.11	Q.12	Q.13	Q.14	Q.15
1	BOKADE S.C.	25	4.36	4.44	4.40	4.44	4.48	4.44	4.44	4.44	4.48	4.64	4.52	4.40	4.60	4.60	4.56
2	R.G.BHOPALE	89	4.40	4.38	4.55	4.46	4.52	4.52	4.42	4.42	4.49	4.39	4.44	4.48	4.39	4.45	4.42
3	S.BINDGE	81	4.30	4.26	4.26	4.27	4.23	4.27	4.25	4.22	4.26	4.22	4.27	4.25	4.28	4.30	4.28
4	SHINDE S.S.	37	4.49	4.46	4.54	4.51	4.43	4.38	4.59	4.62	4.57	4.54	4.54	4.54	4.59	4.62	4.49

## MARATHI BA

Sr.No.	Name of the Teacher	No. of Responses	Q.1	Q.2	Q.3	Q.4	Q.5	Q.6	Q.7	Q.8	Q.9	Q.10	Q.11	Q.12	Q.13	Q.14	Q.15
1	S W Jagtap	4	4.50	4.50	4.00	4.50	4.25	4.25	3.75	4.00	4.25	4.00	4.25	4.75	4.50	4.50	4.50
2	S.A.SURYAWANSHI	108	4.31	4.39	4.39	4.37	4.46	4.43	4.37	4.40	4.38	4.44	4.35	4.46	4.46	4.37	4.35
3	V R Deshmukh	39	4.31	4.21	4.31	4.13	4.18	4.26	4.21	4.26	4.26	4.28	4.28	4.26	4.15	4.21	4.13

## MARATHI BSC

Sr No	Name of the Teacher	No of Responses	Q.1	Q.2	Q.3	Q.4	Q.5	Q.6	Q.7	Q.8	Q.9	Q.10	Q.11	Q.12	Q.13	Q.14	Q.15
1	V R Deshmukh	50	4.6	4.7	4.7	4.6	4.6	4.6	4.5	4.5	4.5	4.44	4.54	4.64	4.66	4.62	4.62

## POLITICAL SCIENCE

Sr. No.	Name of the teacher	No of Responses	Q. 1	Q. 2	Q. 3	Q. 4	Q. 5	Q. 6	Q. 7	Q. 8	Q. 9	Q. 10	Q. 11	Q. 12	Q. 13	Q. 14	Q. 15
1	GAVHANE A.V.	125	4.8	4.8	4.8	4.8	4.8	4.8	4.7	4.8	4.8	4.84	4.85	4.8	4.79	4.73	4.83
2	SONKAMBLE K.G.	177	4.6	4.6	4.6	4.7	4.7	4.6	4.5	4.6	4.6	4.66	4.6	4.59	4.59	4.63	4.63
3	SWAMI V.G.	177	4.7	4.6	4.7	4.7	4.7	4.7	4.6	4.7	4.7	4.69	4.72	4.71	4.71	4.77	4.74

## PUB ADM

Sr. No.	Name of the teacher	No of Responses	Q. 1	Q. 2	Q. 3	Q. 4	Q. 5	Q. 6	Q. 7	Q. 8	Q. 9	Q. 10	Q. 11	Q. 12	Q. 13	Q. 14	Q. 15
1	GAWANDE R.P.	11	4.00	4.18	4.09	4.27	4.09	4.18	4.18	4.09	4.18	4.00	4.18	4.09	4.18	4.18	4.09
2	PHAD M.V.	14	4.29	4.21	4.21	4.14	4.14	4.21	4.21	4.21	4.21	4.21	4.21	4.21	4.14	4.29	4.29

## SOCIOLOGY

Sr. No.	Name of the teacher	No of Responses	Q. 1	Q. 2	Q. 3	Q. 4	Q. 5	Q. 6	Q. 7	Q. 8	Q. 9	Q. 10	Q. 11	Q. 12	Q. 13	Q. 14	Q. 15
1	BHOSLE B.R.	34	4.06	4.06	4.03	4.06	4.03	4.26	4.15	4.21	4.15	4.32	4.18	4.24	3.94	4.12	4.12
2	KAMBLE B.M.	36	3.94	3.81	3.81	3.97	4.14	4.14	4.03	4.11	4.06	4.08	4.08	4.11	4.08	4.00	4.03

## URDU BA

Sr. No.	Name of the teacher	No of Responses	Q. 1	Q. 2	Q. 3	Q. 4	Q. 5	Q. 6	Q. 7	Q. 8	Q. 9	Q. 10	Q. 11	Q. 12	Q. 13	Q. 14	Q. 15
1	DURRANI S.M	17	3.76	4.12	4.12	4.29	4.06	4.18	4.29	4.06	4.00	4.29	4.12	4.18	4.18	4.18	4.12

## URDU BSC

Sr. No.	Name of the teacher	No of Responses	Q. 1	Q. 2	Q. 3	Q. 4	Q. 5	Q. 6	Q. 7	Q. 8	Q. 9	Q. 10	Q. 11	Q. 12	Q. 13	Q. 14	Q. 15
1	DURRANI S.M	22	4.91	4.95	4.91	4.77	4.95	4.95	4.91	4.95	4.95	4.82	4.95	4.95	4.91	4.95	4.77

BOTANY

Sr. No.	Name of the teacher	No of Responses	Q. 1	Q. 2	Q. 3	Q. 4	Q. 5	Q. 6	Q. 7	Q. 8	Q. 9	Q. 10	Q. 11	Q. 12	Q. 13	Q. 14	Q. 15
1	BAIG M.M.V.	62	4.26	4.16	4.23	4.26	4.26	4.19	4.23	4.23	4.18	4.06	4.13	4.19	4.26	4.15	4.29
2	BODKE S.S.	42	4.76	4.71	4.64	4.57	4.62	4.64	4.60	4.69	4.67	4.60	4.62	4.60	4.62	4.62	4.67
3	CHILLAWAR R.G.	59	4.29	4.17	4.20	4.24	4.29	4.22	4.19	4.15	4.08	4.12	4.19	4.32	4.20	4.31	4.29
4	S.B.WANKHEDE	68	4.76	4.84	4.82	4.81	4.81	4.81	4.75	4.79	4.82	4.75	4.82	4.79	4.82	4.78	4.78
5	Shinde S L	32	4.59	4.50	4.34	4.59	4.56	4.63	4.50	4.66	4.50	4.59	4.59	4.53	4.66	4.59	4.59
6	TELANG S.M.	38	4.84	4.79	4.82	4.82	4.76	4.82	4.53	4.82	4.71	4.71	4.61	4.74	4.66	4.79	4.79

CHEMISTRY

Sr. No.	Name of the teacher	No of Responses	Q. 1	Q. 2	Q. 3	Q. 4	Q. 5	Q. 6	Q. 7	Q. 8	Q. 9	Q. 10	Q. 11	Q. 12	Q. 13	Q. 14	Q. 15
1	BASEER M.A.	37	4.49	4.57	4.65	4.59	4.70	4.65	4.62	4.51	4.62	4.57	4.62	4.70	4.70	4.65	4.54
2	BHOSALE V.N.	51	4.39	4.20	4.33	4.31	4.45	4.27	4.25	4.31	4.39	4.41	4.39	4.35	4.43	4.29	4.39
3	JUNNE S.B.	47	4.53	4.45	4.36	4.43	4.43	4.47	4.38	4.60	4.40	4.45	4.49	4.49	4.36	4.49	4.53
4	KALAMBKAR M.R.	25	4.52	4.60	4.64	4.88	4.88	4.60	4.76	4.60	4.68	4.72	4.80	4.68	4.76	4.84	4.88
5	KAWALE D.S.	30	4.97	4.93	4.90	4.90	4.93	4.93	4.90	5.00	5.00	4.87	4.97	4.90	4.97	5.00	4.90
6	Kendre K L	50	4.36	4.22	4.28	4.22	4.32	4.16	4.24	4.24	4.26	4.22	4.26	4.36	4.34	4.28	4.26
7	KHANSOLE S.V.	70	4.44	4.39	4.41	4.41	4.43	4.40	4.39	4.46	4.46	4.34	4.50	4.33	4.53	4.47	4.49
8	S.B.RAUT	74	4.51	4.62	4.49	4.55	4.50	4.54	4.50	4.59	4.54	4.64	4.57	4.55	4.55	4.57	4.55
9	S.S.MAWASKAR	43	4.51	4.44	4.21	4.40	4.21	4.40	4.35	4.49	4.49	4.30	4.51	4.44	4.51	4.47	4.42
10	SIRSAT S.B.	71	3.90	4.00	4.13	4.18	4.15	4.07	4.00	4.14	4.17	4.15	4.23	4.18	4.14	4.21	4.23
11	VARTALE S.P.	42	4.88	4.86	4.83	4.81	4.88	4.83	4.69	4.88	4.86	4.81	4.83	4.83	4.74	4.86	4.86

COMP SCI

Sr. No.	Name of the teacher	No of Responses	Q. 1	Q. 2	Q. 3	Q. 4	Q. 5	Q. 6	Q. 7	Q. 8	Q. 9	Q. 10	Q. 11	Q. 12	Q. 13	Q. 14	Q. 15
1	JADHAV S.G.	79	4.8	4.8	4.8	4.8	4.8	4.8	4.8	4.8	4.8	4.78	4.78	4.82	4.81	4.8	4.82
2	P.B.TAMSEKAR	82	4.8	4.8	4.8	4.8	4.8	4.8	4.8	4.8	4.8	4.79	4.79	4.79	4.84	4.79	4.79

DAIRY SCIENCE

Sr. No.	Name of the teacher	No of Responses	Q. 1	Q. 2	Q. 3	Q. 4	Q. 5	Q. 6	Q. 7	Q. 8	Q. 9	Q. 10	Q. 11	Q. 12	Q. 13	Q. 14	Q. 15
1	N.D.LANDGE	04	4.8	4.8	4.8	4.8	4.8	4.8	4.8	4.8	4.8	4.75	4.75	4.75	4.75	4.75	4.75
2	SONWANE R.S.	07	4.3	4.6	4.3	4.6	4.6	4.4	4.6	4.4	4.1	4.29	4.57	4.43	4.71	4.43	4.29

ELECTRONICS

Sr. No.	Name of the teacher	No of Responses	Q. 1	Q. 2	Q. 3	Q. 4	Q. 5	Q. 6	Q. 7	Q. 8	Q. 9	Q. 10	Q. 11	Q. 12	Q. 13	Q. 14	Q. 15
1	MIRKUTE P.R.	01	5.00	4.00	5.00	5.00	5.00	5.00	5.00	5.00	5.00	5.00	4.00	5.00	5.00	5.00	5.00
2	NAKHATE Y.T.	34	4.76	4.74	4.74	4.82	4.79	4.79	4.79	4.68	4.76	4.76	4.79	4.74	4.82	4.82	4.82
3	S.S.RATHOD	34	4.76	4.85	4.85	4.88	4.79	4.82	4.85	4.85	4.82	4.79	4.82	4.76	4.82	4.82	4.85

ENGLISH

Sr. No.	Name of the teacher	No of Responses	Q. 1	Q. 2	Q. 3	Q. 4	Q. 5	Q. 6	Q. 7	Q. 8	Q. 9	Q. 10	Q. 11	Q. 12	Q. 13	Q. 14	Q. 15
1	A. R. Tengse	03	5.00	4.67	5.00	5.00	5.00	4.00	4.33	5.00	5.00	5.00	4.67	5.00	4.33	4.33	4.33
2	K.M.JNGOLE	01	4.75	4.75	4.75	4.50	4.75	4.75	4.25	4.50	4.75	4.00	4.50	4.50	4.75	4.75	4.75
3	PADMARANI RAO L.V	51	4.59	4.67	4.73	4.69	4.69	4.71	4.73	4.63	4.67	4.57	4.67	4.75	4.71	4.65	4.80
4	R.U.MHASKE	48	4.83	4.85	4.77	4.81	4.83	4.81	4.73	4.75	4.75	4.73	4.81	4.79	4.71	4.73	4.79

ENV SCI

Sr. No.	Name of the teacher	No of Responses	Q. 1	Q. 2	Q. 3	Q. 4	Q. 5	Q. 6	Q. 7	Q. 8	Q. 9	Q. 10	Q. 11	Q. 12	Q. 13	Q. 14	Q. 15
1	BALAJIRAO B.	01	5.00	5.00	5.00	5.00	5.00	5.00	5.00	5.00	5.00	5.00	5.00	5.00	5.00	5.00	5.00
2	CHOLKAR N.B.	15	3.87	3.87	3.87	3.80	3.87	3.87	3.80	3.93	3.80	3.87	3.87	4.00	4.00	3.73	3.93
3	SABRY S.U.	28	4.39	4.32	4.43	4.50	4.46	4.36	4.32	4.43	4.36	4.43	4.32	4.32	4.36	4.39	4.50

HORTI

Sr No	Name of the Teacher	No of Responses	Q.1	Q..2	Q.3	Q.4	Q.5	Q.6	Q.7	Q.8	Q.9	Q.10	Q.11	Q.12	Q.13	Q.14	Q.15
1	JADHAV A.V.	27	3.70	4.07	4.00	3.93	4.00	4.15	3.96	3.78	3.85	3.78	3.89	4.00	3.96	3.89	3.85
2	PATIL S.A.	40	4.25	4.15	4.23	4.25	4.28	4.28	4.20	4.23	4.28	4.28	4.30	4.28	4.23	4.25	4.33

MATH

Sr. No.	Name of the teacher	No of Responses	Q. 1	Q. 2	Q. 3	Q. 4	Q. 5	Q. 6	Q. 7	Q. 8	Q. 9	Q. 10	Q. 11	Q. 12	Q. 13	Q. 14	Q. 15
1	BORKAR V.C.	43	4.77	4.72	4.65	4.70	4.70	4.70	4.67	4.72	4.70	4.49	4.65	4.65	4.65	4.70	4.70
2	PANDE N.A.	44	4.84	4.82	4.86	4.82	4.84	4.89	4.84	4.91	4.84	4.80	4.77	4.91	4.89	4.89	4.86

MICROBIOLOGY

Sr. No.	Name of the teacher	No of Responses	Q. 1	Q. 2	Q. 3	Q. 4	Q. 5	Q. 6	Q. 7	Q. 8	Q. 9	Q. 10	Q. 11	Q. 12	Q. 13	Q. 14	Q. 15
1	GIRADE A.V.	22	4.14	4.05	4.00	3.91	3.91	4.09	3.95	4.09	4.05	4.05	4.00	4.14	4.23	4.23	4.14
2	MORE S.B.	26	4.85	4.81	4.81	4.88	4.88	4.88	4.73	4.92	4.81	4.85	4.81	4.85	4.81	4.88	4.85
3	PATIL S.B.	01	4.00	5.00	5.00	4.00	4.00	5.00	4.00	5.00	4.00	5.00	4.00	4.00	5.00	5.00	5.00

PHYSICS																	
Sr. No.	Name of the teacher	No of Responses	Q. 1	Q. 2	Q. 3	Q. 4	Q. 5	Q. 6	Q. 7	Q. 8	Q. 9	Q. 10	Q. 11	Q. 12	Q. 13	Q. 14	Q. 15
1	A.R.GURKHUDE	22	4.2	4.05	4.18	4.18	4.18	4.27	4.23	4.27	4.41	4.41	4.27	4.41	4.36	4.36	4.23
2	DUTHADE G.S.	56	4.3	4.25	4.21	4.27	4.18	4.32	4.23	4.36	4.43	4.13	4.23	4.36	4.32	4.36	4.29
3	MIRKUTE P.R.	53	4.2	4.32	4.36	4.42	4.47	4.34	4.38	4.42	4.43	4.30	4.34	4.32	4.40	4.38	4.43
4	N.LINGLE	27	4.6	4.59	4.59	4.56	4.59	4.67	4.52	4.56	4.59	4.52	4.70	4.52	4.59	4.59	4.56
5	P.R.CHIKTE	22	4.3	4.32	4.27	4.36	4.14	4.27	4.36	4.36	4.23	4.32	4.23	4.41	4.18	4.41	4.36
6	S.M.DELMADE	23	4.2	4.26	4.22	4.43	4.48	4.43	4.17	4.30	4.35	4.35	4.30	4.43	4.35	4.30	4.30

STAT																	
Sr. No.	Name of the teacher	No of Responses	Q. 1	Q. 2	Q. 3	Q. 4	Q. 5	Q. 6	Q. 7	Q. 8	Q. 9	Q. 10	Q. 11	Q. 12	Q. 13	Q. 14	Q. 15
1	PANDE N.A.	01	5.00	5.00	5.00	5.00	5.00	5.00	5.00	5.00	5.00	5.00	5.00	5.00	5.00	5.00	5.00
2	P. K. Kadam	01	5.00	5.00	5.00	5.00	5.00	5.00	5.00	5.00	5.00	5.00	5.00	5.00	5.00	5.00	5.00
3	N. N. Pawar	01	5.00	5.00	5.00	5.00	5.00	5.00	5.00	5.00	5.00	5.00	5.00	5.00	5.00	5.00	5.00

ZOOLOGY																	
Sr. No.	Name of the teacher	No of Responses	Q. 1	Q. 2	Q. 3	Q. 4	Q. 5	Q. 6	Q. 7	Q. 8	Q. 9	Q. 10	Q. 11	Q. 12	Q. 13	Q. 14	Q. 15
1	BHURE D.B.	50	4.66	4.66	4.54	4.60	4.56	4.54	4.62	4.66	4.58	4.66	4.60	4.62	4.68	4.68	4.64
2	D.V.TOTATWAR	19	4.68	4.63	4.53	4.79	4.63	4.63	4.53	4.68	4.53	4.74	4.79	4.84	4.63	4.63	4.58
3	JAISWAL N.R.	2	5.00	5.00	4.50	5.00	5.00	5.00	5.00	5.00	4.50	5.00	5.00	5.00	5.00	5.00	5.00
4	KADAM M.S.	22	4.64	4.64	4.55	4.64	4.59	4.59	4.59	4.55	4.64	4.64	4.73	4.59	4.68	4.64	4.59
5	N.B.GAVHANE	39	4.87	4.87	4.90	4.95	4.97	4.95	4.87	4.85	4.97	4.87	4.92	4.95	4.95	4.87	4.90
6	NANWARE S.S.	26	4.54	4.46	4.42	4.38	4.62	4.58	4.31	4.50	4.50	4.54	4.35	4.42	4.46	4.31	4.35
7	S.D.MANE	49	4.71	4.76	4.71	4.71	4.76	4.76	4.67	4.78	4.73	4.71	4.78	4.73	4.76	4.69	4.76

Sr No	Class	TEACHER	No of responses	Q.1	Q.2	Q.3	Q.4	Q.5	Q.6	Q.7	Q.8	Q.9	Q.10	Q.11	Q.12	Q.13	Q.14	Q.15
01	B.SC.(CS)	AMREEN KHANUM	9	4.22	4.56	4.44	4.89	4.89	4.89	4.44	4.78	4.78	4.56	4.67	4.78	4.56	4.56	5.00
02	B.SC.(CS)	BHUSARE S. A.	42	3.69	3.93	3.74	3.86	3.90	4.00	3.74	4.00	3.98	3.90	4.02	4.17	3.83	3.95	4.07
03	B.SC.(CS)	CHOUNSTHE G.B.	11	3.91	4.36	4.36	4.36	4.45	4.45	4.18	4.36	4.55	4.45	4.73	4.55	3.73	4.18	4.00
04	B.SC.(CS)	NAIK N.A.	72	4.21	4.22	4.17	4.25	4.21	4.08	3.88	4.42	4.38	4.07	4.18	4.29	4.14	4.22	4.33
05	B.SC.(CS)	PATHAK P.B.	51	4.22	4.14	3.94	4.08	4.02	3.86	3.76	4.18	4.16	4.10	4.10	4.24	3.98	3.88	4.18
06	B.SC.(CS)	SHINDE S.M.	55	4.25	4.25	4.15	4.29	4.38	4.33	3.93	4.31	4.22	4.22	4.18	4.31	3.93	4.16	4.25
07	B.SC.(CS)	WADJE S.R.	9	3.78	3.89	3.78	3.78	4.00	4.22	3.33	3.67	4.00	3.56	3.89	4.00	3.56	4.00	3.67

SR NO	Class	TEACHER	NO OF RESPONSES	Q.1	Q.2	Q.3	Q.4	Q.5	Q.6	Q.7	Q.8	Q.9	Q.10	Q.11	Q.12	Q.13	Q.14	Q.15
1	B COM	B.P.SUVARNKAR	138	4.29	4.26	4.24	4.24	4.23	4.20	4.18	4.25	4.33	4.19	4.36	4.30	4.16	4.17	4.30
2	B COM	JADHAV A.U.	125	4.18	4.19	4.21	4.20	4.26	4.15	4.08	4.21	4.22	4.14	4.20	4.18	4.18	4.21	4.20
3	B COM	MOHAMMED AAMER	145	4.18	4.23	4.18	4.13	4.23	4.19	4.14	4.26	4.21	4.17	4.22	4.18	4.14	4.18	4.18
4	B COM	P.P.SHISODIYA	161	3.94	4.01	3.99	4.02	4.06	4.01	3.99	4.06	4.02	4.07	4.02	4.08	4.05	4.07	4.12
5	B COM	PATANGE H. S.	237	4.07	4.07	4.08	4.05	4.04	4.01	4.00	4.03	4.05	4.08	4.06	4.02	4.09	4.02	4.07
6	B COM	S.S.WAKODE	254	4.23	4.16	4.10	4.17	4.19	4.21	4.17	4.24	4.20	4.21	4.22	4.19	4.19	4.21	4.26
7	B COM	SONTAKKE R.L.	204	4.26	4.24	4.25	4.21	4.25	4.27	4.19	4.20	4.31	4.15	4.20	4.20	4.25	4.27	4.26

## BIOTECHNOLOGY

SR NO	TEACHER	NO OF RESPONSES	Q.1	Q.2	Q.3	Q.4	Q.5	Q.6	Q.7	Q.8	Q.9	Q.10	Q.11	Q.12	Q.13	Q.14	Q.15
1	SURYAWANSHI A.R.	4	5	5	5	5	5	5	5	5	5	5	5	5	5	5	5
2	GOTIGALLA B.Y.	1	5	5	5	5	5	5	5	5	5	5	5	5	5	5	5

## CHEMISTRY

SR NO	TEACHER	NO OF RESPONSES	Q.1	Q.2	Q.3	Q.4	Q.5	Q.6	Q.7	Q.8	Q.9	Q.10	Q.11	Q.12	Q.13	Q.14	Q.15
1	A.S.KUWAR	07	5.00	4.86	4.71	4.86	4.71	5.00	4.71	4.86	5.00	4.86	4.86	5.00	4.86	4.71	4.86
2	BASEER M.A.	11	4.64	4.55	4.45	4.36	4.64	4.18	4.36	4.45	4.64	4.18	4.55	4.64	4.45	4.55	4.64
3	BHOSALE V.N.	10	5.00	4.80	4.70	4.80	4.90	5.00	5.00	5.00	5.00	4.90	4.90	5.00	4.90	4.90	4.90
4	JUNNE S.B.	14	4.71	4.71	4.71	4.64	4.64	4.64	4.64	4.57	4.64	4.57	4.64	4.64	4.64	4.64	4.64
5	KALAMBKAR M.R.	09	4.56	4.67	4.44	4.89	4.78	4.67	4.78	4.89	4.67	4.78	4.89	4.78	4.78	4.78	4.78
6	KAWALE D.S.	13	4.62	4.62	4.54	4.62	4.69	4.69	4.69	4.62	4.69	4.69	4.62	4.69	4.69	4.62	4.69
7	Kendre K L	12	4.58	4.58	4.50	4.58	4.50	4.67	4.50	4.67	4.58	4.67	4.67	4.67	4.50	4.58	4.58
8	KHANSOLE S.V.	07	4.86	5.00	4.86	5.00	5.00	4.86	5.00	4.86	5.00	4.86	5.00	5.00	4.71	4.71	5.00
9	M.D.AMBHORE	20	4.75	4.65	4.70	4.55	4.65	4.65	4.70	4.60	4.75	4.60	4.65	4.65	4.60	4.70	4.65
10	N.B.CHAVHAN	13	4.54	4.62	4.62	4.62	4.62	4.69	4.69	4.69	4.69	4.69	4.62	4.62	4.62	4.62	4.54
11	PATIL S.D.	02	5.00	5.00	5.00	5.00	5.00	5.00	5.00	5.00	5.00	5.00	5.00	5.00	5.00	5.00	5.00
12	S.B.RAUT	08	5.00	4.88	5.00	5.00	4.88	4.88	5.00	5.00	5.00	4.88	5.00	4.88	5.00	4.75	4.88
13	S.S.MAWASKAR	06	5.00	4.83	4.83	4.83	5.00	4.83	4.67	5.00	5.00	4.83	5.00	5.00	4.67	4.83	5.00
14	SIRSAT S.B.	13	4.85	4.92	4.85	4.54	4.77	4.54	4.62	4.62	4.31	4.77	4.54	4.46	4.62	4.62	4.62

## COMPUTER SCIENCE

SR NO	TEACHER	NO OF RESPONSES	Q.1	Q.2	Q.3	Q.4	Q.5	Q.6	Q.7	Q.8	Q.9	Q.10	Q.11	Q.12	Q.13	Q.14	Q.15
1	AMREEN KHANUM	02	4.50	4.50	4.50	5.00	4.50	4.50	5.00	5.00	4.50	5.00	4.50	4.50	4.50	4.50	5.00
2	BHUSARE S. A.	03	4.67	4.67	4.67	5.00	4.67	4.67	4.33	4.67	4.67	4.33	4.67	4.67	4.33	4.67	5.00
3	CHOUNSTHE G.B.	05	4.20	5.00	5.00	4.40	4.80	5.00	4.80	4.80	5.00	4.40	5.00	5.00	4.80	4.80	5.00
4	JADHAV S.G.	04	4.75	5.00	5.00	4.25	4.50	5.00	4.75	4.75	4.75	5.00	5.00	5.00	4.75	4.75	4.75
5	NAIK N.A.	11	4.36	4.45	4.36	4.18	4.36	4.45	4.55	4.55	4.45	4.27	4.55	4.55	4.36	4.18	4.55
6	P.B.TAMSEKAR	02	5.00	5.00	5.00	4.50	5.00	4.50	4.50	5.00	5.00	4.50	5.00	5.00	5.00	5.00	5.00
7	PATHAK P.B.	03	4.67	4.67	4.67	5.00	5.00	5.00	5.00	5.00	5.00	4.67	4.67	4.67	4.67	4.67	5.00
8	SHINDE S.M.	10	4.40	4.60	4.60	4.70	4.20	4.30	4.10	4.50	4.50	4.40	4.40	4.20	4.40	4.40	4.50
9	WADJE S.R.	03	3.67	5.00	4.67	4.00	5.00	5.00	4.67	4.67	5.00	5.00	5.00	5.00	5.00	5.00	5.00

## COMMERCE

SR NO	TEACHER	NO OF RESPONSES	Q.1	Q.2	Q.3	Q.4	Q.5	Q.6	Q.7	Q.8	Q.9	Q.10	Q.11	Q.12	Q.13	Q.14	Q.15
1	B.P.SUVARNKAR	31	4.42	4.35	4.35	4.42	4.35	4.45	4.35	4.39	4.35	4.29	4.35	4.45	4.35	4.55	4.45
2	JADHAV A.U.	27	4.52	4.33	4.48	4.26	4.37	4.44	4.26	4.33	4.41	4.41	4.44	4.22	4.37	4.41	4.52
3	MOHAMMED AAMER	32	4.59	4.56	4.56	4.56	4.47	4.47	4.50	4.44	4.53	4.50	4.50	4.53	4.47	4.56	4.53
4	P.P.SHISODIYA	5	4.60	4.60	4.60	4.60	4.60	4.60	4.80	4.80	4.80	4.80	4.80	4.80	4.60	4.80	4.60
5	PATANGE H. S.	41	3.93	4.15	4.17	4.00	4.07	3.93	4.15	4.02	3.93	4.00	4.10	4.00	4.02	4.00	4.22
6	S.S.WAKODE	3	4.33	4.33	4.67	4.67	4.33	4.67	4.33	4.33	4.67	4.67	4.67	4.67	4.67	4.67	4.33
7	SONTAKKE R.L.	24	4.21	4.08	4.08	3.79	4.00	3.92	3.88	4.08	4.08	4.00	3.96	3.96	3.88	4.00	4.21

## ECONOMICS

SR NO	TEACHER	NO OF RESPONSES	Q.1	Q.2	Q.3	Q.4	Q.5	Q.6	Q.7	Q.8	Q.9	Q.10	Q.11	Q.12	Q.13	Q.14	Q.15
1	BHOSALE D.D.	7	3.71	3.86	4.43	4.14	4.00	4.29	4.14	4.29	4.43	4.14	4.29	4.29	4.14	4.29	4.14
2	MUTHE P.R.	22	3.41	3.55	3.55	3.50	3.55	3.77	3.59	3.86	3.73	3.14	3.59	3.50	3.59	3.64	3.77
3	PUPALWAD D.A	5	4.20	4.00	4.00	3.80	3.40	3.80	4.00	4.00	4.00	4.20	4.00	4.00	3.80	3.60	3.60

## ENGLISH

SR NO	TEACHER	NO OF RESPONSES	Q.1	Q.2	Q.3	Q.4	Q.5	Q.6	Q.7	Q.8	Q.9	Q.10	Q.11	Q.12	Q.13	Q.14	Q.15
1	PADMARANI RAO LV	2	5	5	5	5	5	5	5	5	5	5	5	5	5	4.5	5
2	K.M.INGOLE	1	5	5	5	5	5	5	5	5	5	5	5	5	5	5	5
3	R.U.MHASKE	1	5	5	5	5	5	5	5	5	5	5	5	5	5	5	5
4	M.S.DUDHATE	1	5	5	5	5	5	5	5	5	5	5	5	5	5	5	5
5	A. R. Tengse	1	5	5	5	5	5	5	5	5	5	5	5	5	5	5	5

## HISTORY

SR NO	TEACHER	NO OF RESPONSES	Q.1	Q.2	Q.3	Q.4	Q.5	Q.6	Q.7	Q.8	Q.9	Q.10	Q.11	Q.12	Q.13	Q.14	Q.15
1	BOKADE S.C.	31	4.6	4.8	4.7	4.6	4.6	4.8	4.7	4.8	4.5	4.55	4.68	4.77	4.52	4.81	4.71
2	R.G.BHOPALE	25	4.9	4.8	4.9	4.8	4.9	4.9	4.8	5	4.9	4.92	4.84	4.92	4.84	4.84	4.84
3	S.BINDGE	29	4.5	4.5	4.5	4.3	4.4	4.4	4.4	4.6	4.4	4.48	4.41	4.45	4.48	4.41	4.55
4	SHINDE S.S.	28	4.8	4.5	4.8	4.6	4.7	4.7	4.6	4.6	4.7	4.54	4.64	4.71	4.68	4.54	4.61

## SOCIOLOGY

SR NO	TEACHER	NO OF RESPONSES	Q.1	Q.2	Q.3	Q.4	Q.5	Q.6	Q.7	Q.8	Q.9	Q.10	Q.11	Q.12	Q.13	Q.14	Q.15
1	BHOSLE B.R.	6	3.00	3.17	3.00	2.83	3.17	3.17	2.50	3.00	3.00	3.17	3.17	3.00	3.17	2.83	3.17
2	KAMBLE B.M.	5	3.40	3.00	3.60	3.20	3.00	3.40	3.80	3.60	3.00	4.20	3.40	3.20	3.80	3.60	3.40