



# YESHWANT MAHAVIDYALAYA, NANDED

Accredited with 'A' Grade by NAAC



## STUDENTS' SATISFACTION SURVEY - YMN 2021-22

# **STUDENTS' SATISFACTION SURVEY 2021-22**

## **INTRODUCTION:**

Students are the most important stake holders in the system of education. Quality and standard of educational system depends on the satisfaction of the students. It is needless to say that any educational institution ought to measure the students satisfaction level by conducting survey every year and necessary steps are to be initiated and problems are to be addressed effectively. Society is always susceptible to mutability and demands change in the educational system suiting to the needs and aspirations of the students varying time to time. Hence, educational institutes should measure satisfactory level of students time and again. This is an ever-unending, non perpetual and continuous process.

The IQAC of Yeshwant Mahavidyalya, Nanded has initiated a step to measure the students' satisfaction survey in the year 2021-22 as per its road map.

A Questionnaire was developed and necessary changes are made in consultation with the experts suiting to the needs of the College and the same was adopted.

## **OBJECTIVES OF THE SURVEY:**

- To find out the satisfactory level of the students with regard to important parameters, i.e. curriculum, teaching- learning, evaluation, student support and progression of the College.

➤

## **LIMITATIONS:**

1. The study is limited to only Yeshwant Mahavidyalya, Nanded (YMN).
  2. The study is limited to the students of the YMN.
- 3. The study is limited to the curriculum, teaching-learning, evaluation, student support and progression of the College.

## **METHODOLOGY FOLLOWED:**

The following methodology was followed in collection of data from the students with respect to student satisfactory level:

A reliable questionnaire was developed by Feedback Committee and was put in the Google form to collect the responses from the students through on-line.

All the Heads of the departments were explained regarding the filling of the questionnaire.

Each Head of the Department made one of the members of faculty as in-charge to collect the responses from the students.

Feedback Committee Members and those members of faculty who were in-charge of collecting the responses from the students explained the procedure of filling the questionnaire to the students and collected the responses. This procedure helped us to get the data from students genuinely.

All the responses were collected in Excel sheet and graphical representations of the data were made and also interpretations of the data were made.

A detailed Students' Satisfaction Survey report was prepared and key recommendations were suggested.

Students' Satisfaction Survey of students in the year 2021-22 was collected with respect to 29 parameters of teaching-learning, evaluation dimensions with some open-ended questions. The responses on a Five Point Scale, with respect to Strongly Agree or Agree/ Excellent or Good together were taken as **satisfaction level** of the students and Strongly disagree/ disagree as to be improved was taken as dissatisfaction of the students with respect to a particular parameter.

### **SUMMARY OF THE STUDENTS' SATISFACTION SURVEY**

In all **1277 responses** were received for Students' Satisfaction Survey, of which 66.9% female and 32.9% male students have responded belonging to 13.9% from Arts ( Humanities), 33% from Science and 53.1% from Commerce. 86.6% respondents belong to UG program of studies and 13.1% belong to PG courses.

Following are the responses received as mentioned.

- **68.8% students respond that, 85-100% syllabus was covered in the class, while 25.7% mention that, 70-84% syllabus was covered.**
- **40.6% respondents opine that, the teachers prepare thoroughly** for the classes, **52.5% say Satisfactorily** for the same. Just 4.4% say that, Teachers prepare poorly for the classes.
- 68.8% say that, the teachers were always effectively able to communicate, 21.1% say that sometimes effective to communicate in class.
- Regarding **teacher's approach to teaching, 47.3% described it as Excellent, 35.7% as very Good, 14.8% as Good.**

- For **Fairness of the internal evaluation process by the teachers**, **62.2%** say it as **Always Fair**, **27.6%** as **usually Fair**, **7.6%** say it as sometimes unfair!
- **64.6%** say that **their performance in assignments was discussed** with them, **23%** say it as usually and **7.6%** comment that occasionally it is done .
- **60.6% respondents agree** that, the institute takes active interest in promoting **internship, student exchange, field visit opportunities** for students regularly, **19.7%** say this practice followed as often. **11.4%** say it as sometimes.
- According to **43.5% respondents**, the teaching and mentoring process in their institution facilitates them in their **cognitive, social and emotional growth** significantly, **42.6%** say it as very well.
- **47.5% strongly agree and 39.4% agree** that, the institution provides multiple opportunities to learn and grow.
- **59.9% respondents say that, Teachers inform them about their expected competencies, course outcomes** and programme outcomes every time. **23.3%** say for it as usually.
- **59% respondents say that every time, 28.4% as usually their mentor** does a necessary follow-up with an assigned task to them.
- **64.8% say that, the teachers illustrate the concepts** through examples and applications every time. **25.7%** usually follow this practice.
- **59.2% students say that, the teachers identify fully their strengths** and encourage them with providing right level of challenges. **26%** say it as reasonably.
- **60.1% students say that their teachers always identify their weaknesses** and help them to overcome their weakness, while **25.6%** say it as usually.
- Regarding the institution makes effort to engage students in the monitoring, reviewing and continuous quality improvement of the teaching learning process, **50.5% respondents strongly agree and 37.7% agree** while **0.9%, 1.7%** strongly disagree and disagree respectively.
- For the effective student- centric teaching methodologies, such as experiential learning, participative learning and problem solving methodologies for enhancing learning experiences, **54% students mention in its favour upto a greater extent, 33.8% say it is being practiced moderately** and **7.5%** say that

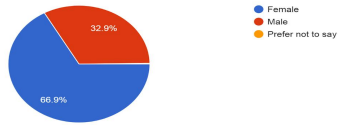
it is somewhat practiced.

- **52.4% respondents strongly agree regarding** that Teachers encourage students to participate in **extracurricular activities**, **35.9% agree** for same whereas 2% disagree and 0.9% strongly disagree for it.
- **55% of respondents favour that, efforts** are made by the institute/ teachers to **inculcate soft skills, life skills and employability skills** to make students ready for the world of work, upto a greater extent, 32.5% say it upto moderate extent and 8% say it upto somewhat extent..
- **44.6% students mention that more than 90% percent of teachers use ICT tools** such as LCD projector, Multimedia, etc. while teaching, 33.1% mention that 70% to 89% of teachers use such ICT tools. 13.7% say that, 50% to 69% of teachers use it. Just 8.6% say that, less than 50% teachers use ICT tools in their teaching..
- **53.2% strongly agree regarding the overall quality of teaching-learning process in the institute is very good. 37% agree while 0.5% strongly disagree, 1.6% disagree for it.**
- 18.2% feel overall Excellent about online / Virtual mode of teaching learning, 36.7% as good, 21.6% as average, 11.3% below average and 12.2% as poor for it.
- **67.8% respondents mention that Google Classroom**, 35% Zoom, 19.8% Google Meet, **57.4% webex online / Virtual mode** has been employed by teachers for teaching, learning and evaluation during 2021-22.
- **59% students have attended their 75-100% classes on the virtual/ online mode.** 32.4% students have attended 51%-74% classes online during this year.
- Among the different **problems encountered while attending the online classes**, **54% say about lack of internet**, 8.2% say about lack of bandwidth, 11.3% say lack of data pack, 10.3% say about lack of mobile or Computer with them.
- **53.9% strongly agree for the Syllabus, Text, Notes, Explanatory Videos, Youtube links** are provided by the teachers, 36.5% agree for same.
- **59.9% strongly agree, 30.4% agree regarding the Question Banks, MCQs of each paper was provided and Unit wise tests, pre-semester exams** are conducted through Google form by the faculty.
-

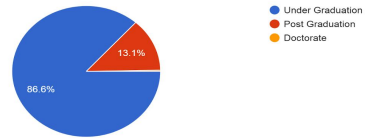
- **45.7% respondent students strongly agree and 38.8% agree for the marks scored** by students in the tests are communicated to them.
- **29.4% respondents strongly agree that**, the online/virtual Teaching, Learning and Evaluation pattern followed by the faculty is useful to students to face the semester end examinations successfully, 43.3% agree for the same.
- Regarding effectiveness of the online / Virtual mode of teaching learning, 9.5% favour it as Extremely effective, 28.5% as very effective, 20% as moderately effective whereas 27.3% say it as slightly effective and 14.7% say it as not at all effective!
- Following are few observations / suggestions to improve the overall teaching – learning experience in the institution.
  - 1) The classes should be conducted in Smart Classrooms.
  - 2) Classroom lectures should be recorded and uploaded on Google Classroom because by doing so students can watch and leave their doubts if they don't understand something.
  - 3) Kindly give more project and real time problem to solve.
  - 4) Courses can be more research oriented
  - 5) New technology monthly updates can be given.
  - 6) Improve online learning platform
  - 7) Teacher should have Mike Will Teaching Offline.
  - 8) The Institute Should Provide Projectors in all classrooms.

# Graphical Representation for the Responses

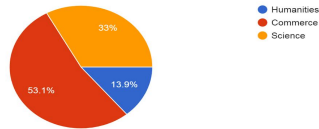
Gender of the student  
1,277 responses



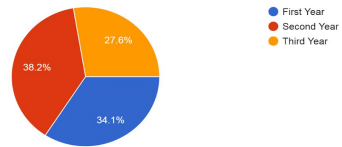
The degree program being pursued now?  
1,277 responses



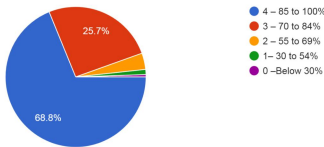
Faculty of the Student  
1,277 responses



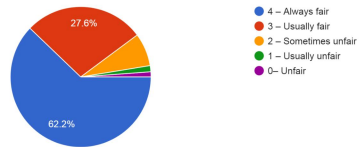
Year of the Student  
1,277 responses



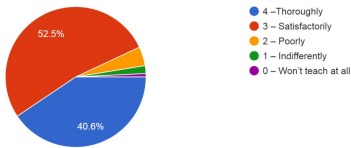
1. How much of the syllabus was covered in the class?  
1,277 responses



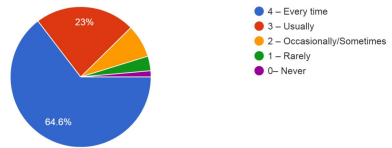
5. Fairness of the internal evaluation process by the teachers.  
1,277 responses



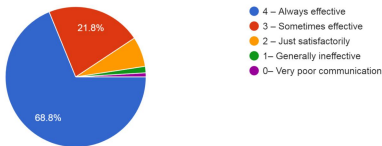
2. How well did the teachers prepare for the classes?  
1,277 responses



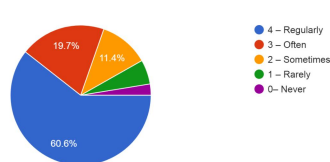
6. Was your performance in assignments discussed with you?  
1,277 responses



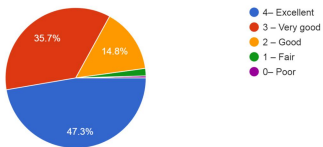
3. How well were the teachers able to communicate?  
1,277 responses



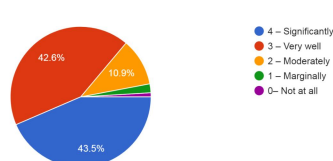
7. The institute takes active interest in promoting internship, student exchange, field visit opportunities for students.  
1,277 responses

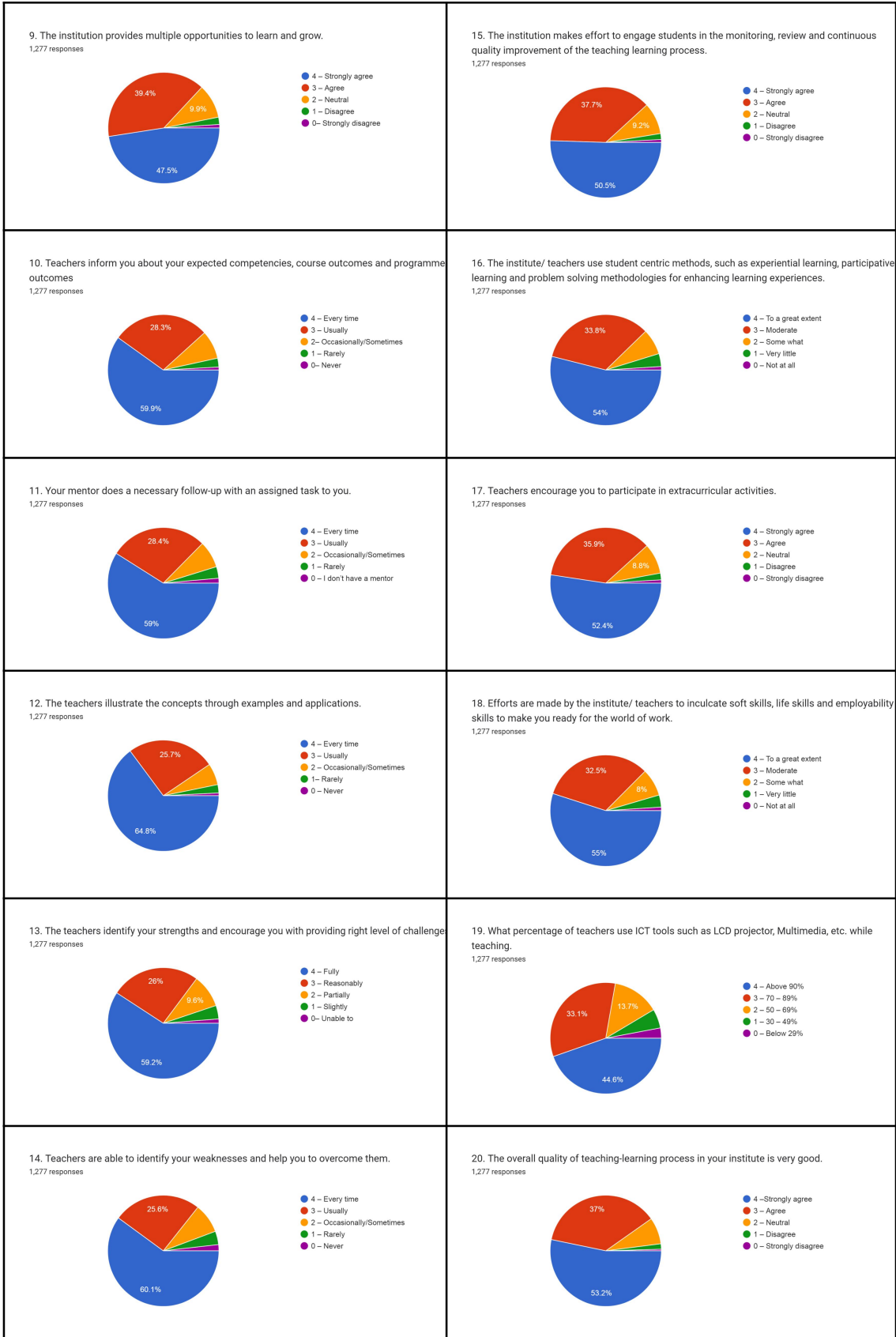


4. The teacher's approach to teaching can best be described as ----.  
1,277 responses



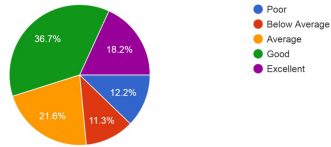
8. The teaching and mentoring process in your institution facilitates you in cognitive, social and emotional growth.  
1,277 responses



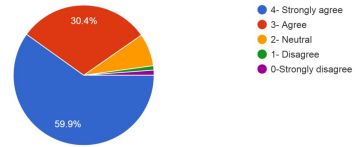




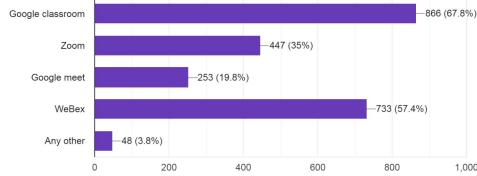
21. How do you feel overall about online / Virtual mode of teaching learning?  
1,277 responses



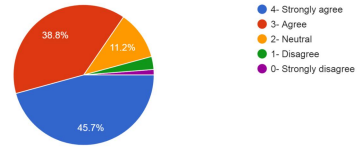
26. Question Banks, MCQs of each paper was provided and Unit wise tests, pre-semester exams are conducted through Google form by the faculty.  
1,277 responses



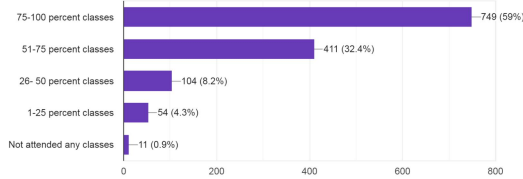
22. Which online / Virtual mode has been employed by your teachers for teaching, learning and evaluation during 2021-22?  
1,277 responses



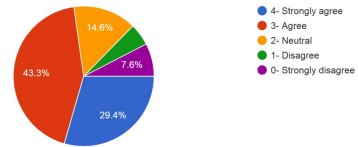
27. The marks scored by you in the tests are communicated to you.  
1,277 responses



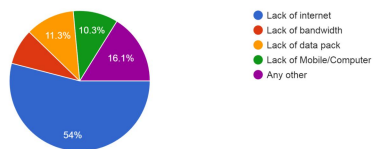
23. How many classes did you attend on the virtual/ online mode during this year?  
1,270 responses



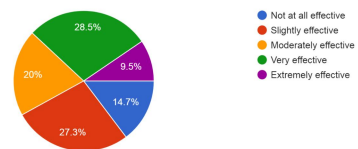
28. The online/virtual Teaching, Learning and Evaluation pattern followed by the faculty is useful to you to face the semester end examinations successfully.  
1,277 responses



24. Problems encountered while attending the online classes.  
1,277 responses



29. How effective online / Virtual mode of teaching learning has been for you?  
1,272 responses



25. Syllabus, Text, Notes, Explanatory Videos, Youtube links are provided by the teachers.  
1,277 responses

